

**General Election  
November 2, 2010  
Official Canvass**



**Dated: Friday, November 19, 2010  
Issued by:**

A handwritten signature in black ink, appearing to read "Dennis M. Knobloch".

**Dennis M. Knobloch  
Monroe County Clerk**

**General Election  
Tuesday, November 02, 2010**

Dennis M. Knobloch  
Monroe County Clerk

	<b>Registered Voters</b>	<b>Ballots Cast</b>	<b>Turnout</b>
PRECINCT 1	292	158	54.48%
PRECINCT 2	369	164	45.81%
PRECINCT 3	790	393	50.84%
PRECINCT 4	854	429	50.83%
PRECINCT 5	527	286	54.58%
PRECINCT 6	678	374	63.96%
PRECINCT 7	458	230	50.44%
PRECINCT 8	712	379	54.14%
PRECINCT 9	690	344	50.59%
PRECINCT 10	376	181	48.40%
PRECINCT 11	533	287	54.15%
PRECINCT 12	610	288	48.48%
PRECINCT 13	458	248	54.75%
PRECINCT 14	821	432	52.75%
PRECINCT 15	475	227	48.50%
PRECINCT 16	678	331	49.55%
PRECINCT 17	575	245	43.42%
PRECINCT 18	749	357	48.84%
PRECINCT 19	568	316	56.53%
PRECINCT 20	805	352	44.33%
PRECINCT 21	698	361	51.87%
PRECINCT 22	546	326	60.71%
PRECINCT 23	527	270	52.22%
PRECINCT 24	944	480	51.23%
PRECINCT 25	795	446	56.53%
PRECINCT 26	1163	640	55.52%
PRECINCT 27	1341	734	55.49%
PRECINCT 28	566	277	49.73%
PRECINCT 29	600	328	54.94%
PRECINCT 30	676	369	54.83%
PRECINCT 31	505	219	44.60%
PRECINCT 32	433	179	43.03%
PRECINCT 33	396	180	46.74%
PRECINCT 34	1040	491	48.23%
PRECINCT 35	609	302	50.00%
PRECINCT 36	499	211	44.61%
PRECINCT 37	436	203	47.76%

**General Election**  
**Tuesday, November 02, 2010**  
Dennis M. Knobloch  
Monroe County Clerk

	<b>Registered Voters</b>	<b>Ballots Cast</b>	<b>Turnout</b>
<b>MONROE COUNTY</b>			
<b>TOTALS</b>	<b>23792</b>	<b>12037</b>	<b>50.59%</b>

**General Election**  
**Tuesday, November 02, 2010**  
Dennis M. Knobloch  
Monroe County Clerk

**FEDERAL**  
**FOR UNITED STATES SENATOR**  
(For a six year term)  
(Vote for ONE)

	<b>Registered Voters</b>	<b>Ballots Cast</b>	<b>Turnout</b>	<b>ALEXI GIANNOULIAS (DEM)</b>	<b>MARK STEVEN KIRK (REP)</b>	<b>LeALAN M. JONES (GRN)</b>	<b>MIKE LABNO (LIB)</b>	<b>SUSANNE ATANUS (W-I)</b>	<b>WILL BOYD (W-I)</b>	<b>COREY DABNEY (W-I)</b>	<b>STAN JAGLA (W-I)</b>	<b>AVNER NAGAR (W-I)</b>	<b>LOWELL M. SEIDA (W-I)</b>
PRECINCT 1	292	158	54.11%	43	110	0	2	0	0	0	0	0	0
PRECINCT 2	369	164	44.44%	45	111	2	3	0	0	0	0	0	0
PRECINCT 3	790	393	49.75%	108	267	6	8	0	0	0	0	0	0
PRECINCT 4	854	429	50.23%	140	269	8	5	0	0	0	0	0	0
PRECINCT 5	527	286	54.27%	88	183	6	5	0	0	0	0	0	0
PRECINCT 6	678	374	55.16%	67	292	2	10	0	0	0	0	0	0
PRECINCT 7	458	230	50.22%	60	157	3	3	0	0	0	0	0	0
PRECINCT 8	712	379	53.23%	95	257	7	11	0	0	0	0	0	0
PRECINCT 9	690	344	49.86%	103	212	11	8	0	0	0	0	0	0
PRECINCT 10	376	181	48.14%	50	122	4	1	0	0	0	0	0	0
PRECINCT 11	533	287	53.85%	75	193	4	10	0	0	0	0	0	0
PRECINCT 12	610	288	47.21%	64	206	7	4	0	0	0	0	0	0
PRECINCT 13	458	248	54.15%	75	166	2	2	0	0	0	0	0	0
PRECINCT 14	821	432	52.62%	126	288	3	9	0	1	0	0	0	0
PRECINCT 15	475	227	47.79%	63	153	3	4	0	0	0	0	0	0
PRECINCT 16	678	331	48.82%	98	209	7	6	0	1	0	0	0	0
PRECINCT 17	575	245	42.61%	85	145	6	3	0	0	0	0	0	0
PRECINCT 18	749	357	47.66%	119	205	9	10	0	0	0	0	0	0
PRECINCT 19	568	316	55.63%	84	219	4	5	0	0	0	0	0	0
PRECINCT 20	805	352	43.73%	119	216	4	3	0	0	0	0	0	0
PRECINCT 21	698	361	51.72%	94	259	3	4	0	0	0	0	0	0
PRECINCT 22	546	326	59.71%	106	203	7	7	0	0	0	0	0	0
PRECINCT 23	527	270	51.23%	91	160	4	3	0	0	0	0	0	0
PRECINCT 24	944	480	50.85%	164	301	3	2	0	1	0	0	0	0
PRECINCT 25	795	446	56.10%	110	313	7	6	0	0	0	0	0	0
PRECINCT 26	1163	640	55.03%	177	435	4	7	0	0	0	0	0	0
PRECINCT 27	1341	734	54.74%	233	463	15	14	0	0	0	0	0	0
PRECINCT 28	566	277	48.94%	69	193	4	4	0	0	0	0	0	0
PRECINCT 29	600	328	54.67%	113	186	8	9	0	0	0	0	0	0
PRECINCT 30	676	369	54.59%	92	254	4	13	0	0	0	0	0	0
PRECINCT 31	505	219	43.37%	90	110	3	10	0	0	0	0	0	0
PRECINCT 32	433	179	41.34%	72	95	5	5	0	0	0	0	0	0
PRECINCT 33	396	180	45.45%	69	105	2	3	0	0	0	0	0	0
PRECINCT 34	1040	491	47.21%	118	350	5	14	0	0	0	0	0	0

**General Election**  
**Tuesday, November 02, 2010**  
Dennis M. Knobloch  
Monroe County Clerk

**FEDERAL**  
**FOR UNITED STATES SENATOR**  
(For a six year term)  
(Vote for ONE)

	<b>Registered Voters</b>	<b>Ballots Cast</b>	<b>Turnout</b>	<b>ALEXI GIANNOULIAS (DEM)</b>	<b>MARK STEVEN KIRK (REP)</b>	<b>LeALAN M. JONES (GRN)</b>	<b>MIKE LABNO (LIB)</b>	<b>SUSANNE ATANUS (W-I)</b>	<b>WILL BOYD (W-I)</b>	<b>COREY DABNEY (W-I)</b>	<b>STAN JAGLA (W-I)</b>	<b>AVNER NAGAR (W-I)</b>	<b>LOWELL M. SEIDA (W-I)</b>
<b>PRECINCT 35</b>	609	302	49.59%	81	208	4	4	0	0	0	0	0	0
<b>PRECINCT 36</b>	499	211	42.28%	65	134	2	3	0	0	0	0	0	0
<b>PRECINCT 37</b>	436	203	46.56%	85	105	5	2	0	0	0	0	0	0
<b>MONROE COUNTY</b>													
<b>TOTALS</b>	<b>23792</b>	<b>12037</b>	<b>50.59%</b>	<b>3536</b>	<b>7854</b>	<b>183</b>	<b>222</b>	<b>0</b>	<b>3</b>	<b>0</b>	<b>0</b>	<b>0</b>	<b>0</b>

**General Election**  
**Tuesday, November 02, 2010**  
Dennis M. Knobloch  
Monroe County Clerk

**FEDERAL**  
**FOR UNITED STATES SENATOR**  
(For a six year term)  
(Vote for ONE)

	<b>Registered Voters</b>	<b>Ballots Cast</b>	<b>Turnout</b>	<b>ROBERT L. ZADEK (W-I)</b>	<b>SHON-TIYON HORTON (W-I)</b>
PRECINCT 1	292	158	54.11%	0	0
PRECINCT 2	369	164	44.44%	0	0
PRECINCT 3	790	393	49.75%	0	0
PRECINCT 4	854	429	50.23%	0	0
PRECINCT 5	527	286	54.27%	0	0
PRECINCT 6	678	374	55.16%	0	0
PRECINCT 7	458	230	50.22%	0	0
PRECINCT 8	712	379	53.23%	0	0
PRECINCT 9	690	344	49.86%	0	0
PRECINCT 10	376	181	48.14%	0	0
PRECINCT 11	533	287	53.85%	0	0
PRECINCT 12	610	288	47.21%	0	0
PRECINCT 13	458	248	54.15%	0	0
PRECINCT 14	821	432	52.62%	0	0
PRECINCT 15	475	227	47.79%	0	0
PRECINCT 16	678	331	48.82%	1	0
PRECINCT 17	575	245	42.61%	0	0
PRECINCT 18	749	357	47.66%	0	0
PRECINCT 19	568	316	55.63%	0	0
PRECINCT 20	805	352	43.73%	0	0
PRECINCT 21	698	361	51.72%	0	0
PRECINCT 22	546	326	59.71%	0	0
PRECINCT 23	527	270	51.23%	0	0
PRECINCT 24	944	480	50.85%	0	0
PRECINCT 25	795	446	56.10%	2	0
PRECINCT 26	1163	640	55.03%	3	0
PRECINCT 27	1341	734	54.74%	0	0
PRECINCT 28	566	277	48.94%	0	0
PRECINCT 29	600	328	54.67%	0	0
PRECINCT 30	676	369	54.59%	0	0
PRECINCT 31	505	219	43.37%	0	0
PRECINCT 32	433	179	41.34%	0	0
PRECINCT 33	396	180	45.45%	0	0
PRECINCT 34	1040	491	47.21%	0	0

**General Election**  
**Tuesday, November 02, 2010**  
 Dennis M. Knobloch  
 Monroe County Clerk

**FEDERAL**  
**FOR UNITED STATES SENATOR**  
 (For a six year term)  
 (Vote for ONE)

	<b>Registered Voters</b>	<b>Ballots Cast</b>	<b>Turnout</b>	<b>ROBERT L. ZADEK (W-I)</b>	<b>SHON-TIYON HORTON (W-I)</b>
<b>PRECINCT 35</b>	609	302	49.59%	0	0
<b>PRECINCT 36</b>	499	211	42.28%	0	0
<b>PRECINCT 37</b>	436	203	46.56%	0	0
<b>MONROE COUNTY</b>					
<b>TOTALS</b>	<b>23792</b>	<b>12037</b>	<b>50.59%</b>	<b>6</b>	<b>0</b>

**General Election**  
**Tuesday, November 02, 2010**  
Dennis M. Knobloch  
Monroe County Clerk

**FEDERAL**  
**FOR UNITED STATES SENATOR**  
(For an unexpired term)  
(Vote for ONE)

	<b>Registered Voters</b>	<b>Ballots Cast</b>	<b>Turnout</b>	<b>ALEXI GIANNOULIAS (DEM)</b>	<b>MARK STEVEN KIRK (REP)</b>	<b>LeALAN M. JONES (GRN)</b>	<b>MIKE LABNO (LIB)</b>	<b>SUSANNE ATANUS (W-I)</b>	<b>WILL BOYD (W-I)</b>	<b>COREY DABNEY (W-I)</b>	<b>STAN JAGLA (W-I)</b>	<b>INA PINKNEY (W-I)</b>	<b>LOWELL M. SEIDA (W-I)</b>
PRECINCT 1	292	158	54.11%	41	101	1	4	0	0	0	0	0	0
PRECINCT 2	369	164	44.44%	45	107	3	5	0	0	0	0	0	0
PRECINCT 3	790	393	49.75%	103	254	11	12	0	0	0	0	0	0
PRECINCT 4	854	429	50.23%	126	260	10	10	0	0	0	0	0	0
PRECINCT 5	527	286	54.27%	89	167	6	11	0	0	0	0	0	0
PRECINCT 6	678	374	55.16%	62	272	5	11	0	0	0	0	0	0
PRECINCT 7	458	230	50.22%	56	150	4	4	0	0	0	0	0	0
PRECINCT 8	712	379	53.23%	92	245	5	13	0	0	0	0	0	0
PRECINCT 9	690	344	49.86%	99	198	12	9	0	0	0	0	0	0
PRECINCT 10	376	181	48.14%	50	121	4	2	0	0	0	0	0	0
PRECINCT 11	533	287	53.85%	66	195	6	9	0	0	0	0	0	0
PRECINCT 12	610	288	47.21%	63	200	7	5	0	0	0	0	0	0
PRECINCT 13	458	248	54.15%	69	158	5	1	0	0	0	0	0	0
PRECINCT 14	821	432	52.62%	123	279	4	11	0	1	0	0	0	0
PRECINCT 15	475	227	47.79%	58	154	3	5	0	0	0	0	0	0
PRECINCT 16	678	331	48.82%	95	205	5	6	0	0	0	0	0	0
PRECINCT 17	575	245	42.61%	81	137	8	3	0	0	0	0	0	0
PRECINCT 18	749	357	47.66%	109	199	11	14	0	0	0	0	0	0
PRECINCT 19	568	316	55.63%	83	214	6	4	0	0	0	0	0	0
PRECINCT 20	805	352	43.73%	108	208	7	4	0	0	0	0	0	0
PRECINCT 21	698	361	51.72%	92	243	10	3	0	0	0	0	0	0
PRECINCT 22	546	326	59.71%	100	192	7	11	0	0	0	0	0	0
PRECINCT 23	527	270	51.23%	87	149	4	4	0	0	0	0	0	0
PRECINCT 24	944	480	50.85%	159	293	6	6	0	0	0	0	0	0
PRECINCT 25	795	446	56.10%	105	310	6	6	0	0	0	0	0	0
PRECINCT 26	1163	640	55.03%	171	418	7	8	0	0	0	0	0	0
PRECINCT 27	1341	734	54.74%	217	448	17	14	0	0	0	0	0	0
PRECINCT 28	566	277	48.94%	66	189	3	5	0	0	0	0	0	0
PRECINCT 29	600	328	54.67%	110	173	9	10	0	0	0	0	0	0
PRECINCT 30	676	369	54.59%	94	239	5	15	0	0	0	0	0	0
PRECINCT 31	505	219	43.37%	87	108	4	13	0	0	0	0	0	0
PRECINCT 32	433	179	41.34%	66	87	9	6	0	0	0	0	0	0
PRECINCT 33	396	180	45.45%	63	101	2	4	0	0	0	0	0	0
PRECINCT 34	1040	491	47.21%	114	342	11	16	0	0	0	0	0	0



**General Election**  
**Tuesday, November 02, 2010**  
 Dennis M. Knobloch  
 Monroe County Clerk

**FEDERAL**  
 FOR UNITED STATES SENATOR  
 (For an unexpired term)  
 (Vote for ONE)

	Registered Voters	Ballots Cast	Turnout	ALEXI GIANNOULIAS (DEM)	MARK STEVEN KIRK (REP)	LeALAN M. JONES (GRN)	MIKE LABNO (LIB)	SUSANNE ATANUS (W-I)	WILL BOYD (W-I)	COREY DABNEY (W-I)	STAN JAGLA (W-I)	INA PINKNEY (W-I)	LOWELL M. SEIDA (W-I)
PRECINCT 35	609	302	49.59%	75	199	4	6	0	0	0	0	0	0
PRECINCT 36	499	211	42.28%	62	133	3	4	0	0	0	0	0	0
PRECINCT 37	436	203	46.56%	82	104	2	1	0	0	0	0	0	0
MONROE COUNTY													
TOTALS	23792	12037	50.59%	3368	7552	232	275	0	1	0	0	0	0

**General Election**  
**Tuesday, November 02, 2010**  
Dennis M. Knobloch  
Monroe County Clerk

**FEDERAL**  
**FOR UNITED STATES SENATOR**  
(For an unexpired term)  
(Vote for ONE)

	<b>Registered Voters</b>	<b>Ballots Cast</b>	<b>Turnout</b>	<b>ROBERT L. ZADEK (W-I)</b>
PRECINCT 1	292	158	54.11%	0
PRECINCT 2	369	164	44.44%	0
PRECINCT 3	790	393	49.75%	0
PRECINCT 4	854	429	50.23%	0
PRECINCT 5	527	286	54.27%	0
PRECINCT 6	678	374	55.16%	0
PRECINCT 7	458	230	50.22%	0
PRECINCT 8	712	379	53.23%	0
PRECINCT 9	690	344	49.86%	0
PRECINCT 10	376	181	48.14%	0
PRECINCT 11	533	287	53.85%	0
PRECINCT 12	610	288	47.21%	0
PRECINCT 13	458	248	54.15%	0
PRECINCT 14	821	432	52.62%	0
PRECINCT 15	475	227	47.79%	0
PRECINCT 16	678	331	48.82%	0
PRECINCT 17	575	245	42.61%	0
PRECINCT 18	749	357	47.66%	0
PRECINCT 19	568	316	55.63%	0
PRECINCT 20	805	352	43.73%	0
PRECINCT 21	698	361	51.72%	0
PRECINCT 22	546	326	59.71%	0
PRECINCT 23	527	270	51.23%	0
PRECINCT 24	944	480	50.85%	0
PRECINCT 25	795	446	56.10%	0
PRECINCT 26	1163	640	55.03%	0
PRECINCT 27	1341	734	54.74%	0
PRECINCT 28	566	277	48.94%	0
PRECINCT 29	600	328	54.67%	0
PRECINCT 30	676	369	54.59%	0
PRECINCT 31	505	219	43.37%	0
PRECINCT 32	433	179	41.34%	0
PRECINCT 33	396	180	45.45%	0
PRECINCT 34	1040	491	47.21%	0

**General Election**  
**Tuesday, November 02, 2010**  
Dennis M. Knobloch  
Monroe County Clerk

**FEDERAL**  
**FOR UNITED STATES SENATOR**  
(For an unexpired term)  
(Vote for ONE)

	<b>Registered Voters</b>	<b>Ballots Cast</b>	<b>Turnout</b>	<b>ROBERT L. ZADEK (W-I)</b>
<b>PRECINCT 35</b>	609	302	49.59%	0
<b>PRECINCT 36</b>	499	211	42.28%	0
<b>PRECINCT 37</b>	436	203	46.56%	0
<b>MONROE COUNTY</b>				
<b>TOTALS</b>	<b>23792</b>	<b>12037</b>	<b>50.59%</b>	<b>0</b>


**CANVASS OF VOTES**  
**in Monroe County, Illinois at the General Election on Tuesday, November 2, 2010**

---

STATE OF ILLINOIS  
COUNTY OF MONROE

**FEDERAL**

I, Dennis M. Knobloch, Monroe County Clerk, do hereby certify that the above is a correct copy of the Canvass of votes cast at the General Election held in Monroe County on Tuesday, November 2, 2010. This canvass was made by the County Canvassing Board of Monroe County and is now on file in my office.



Dated: Friday, November 19, 2010

---

Dennis M. Knobloch, Monroe County Clerk

General Election  
 Tuesday, November 02, 2010  
 Dennis M. Knobloch  
 Monroe County Clerk

STATE  
 PROPOSED AMENDMENT TO THE 1970 ILLINOIS CONSTITUTION

	Registered Voters	Ballots Cast	Turnout	YES	NO
PRECINCT 1	290	158	54.48%	91	51
PRECINCT 2	358	164	45.81%	82	69
PRECINCT 3	773	393	50.84%	244	109
PRECINCT 4	844	429	50.83%	250	135
PRECINCT 5	524	286	54.58%	141	107
PRECINCT 6	673	374	55.57%	201	132
PRECINCT 7	456	230	50.44%	128	62
PRECINCT 8	700	379	54.14%	238	117
PRECINCT 9	680	344	50.59%	193	112
PRECINCT 10	374	181	48.40%	99	58
PRECINCT 11	530	287	54.15%	176	80
PRECINCT 12	594	288	48.48%	169	96
PRECINCT 13	453	248	54.75%	121	103
PRECINCT 14	817	431	52.75%	264	123
PRECINCT 15	468	227	48.50%	127	80
PRECINCT 16	668	331	49.55%	182	114
PRECINCT 17	562	244	43.42%	132	86
PRECINCT 18	731	357	48.84%	195	134
PRECINCT 19	559	316	56.53%	176	110
PRECINCT 20	794	352	44.33%	219	103
PRECINCT 21	696	361	51.87%	201	123
PRECINCT 22	537	326	60.71%	189	104
PRECINCT 23	517	270	52.22%	124	110
PRECINCT 24	937	480	51.23%	268	161
PRECINCT 25	789	446	56.53%	290	130
PRECINCT 26	1151	639	55.52%	361	203
PRECINCT 27	1321	733	55.49%	412	272
PRECINCT 28	557	277	49.73%	149	99
PRECINCT 29	597	328	54.94%	163	127
PRECINCT 30	673	369	54.83%	208	134
PRECINCT 31	491	219	44.60%	122	85
PRECINCT 32	416	179	43.03%	102	63
PRECINCT 33	383	179	46.74%	91	60
PRECINCT 34	1018	491	48.23%	294	154

**General Election**  
**Tuesday, November 02, 2010**  
Dennis M. Knobloch  
Monroe County Clerk

**STATE**  
PROPOSED AMENDMENT TO THE 1970 ILLINOIS CONSTITUTION

	<b>Registered Voters</b>	<b>Ballots Cast</b>	<b>Turnout</b>	<b>YES</b>	<b>NO</b>
<b>PRECINCT 35</b>	604	302	50.00%	182	98
<b>PRECINCT 36</b>	473	211	44.61%	126	73
<b>PRECINCT 37</b>	425	203	47.76%	119	59
<b>MONROE COUNTY</b>					
<b>TOTALS</b>	<b>23433</b>	<b>12032</b>	<b>51.35%</b>	<b>6829</b>	<b>4036</b>

**General Election**  
**Tuesday, November 02, 2010**  
Dennis M. Knobloch  
Monroe County Clerk

**STATE**  
**FOR GOVERNOR AND LIEUTENANT GOVERNOR**  
(Vote for ONE)

	Registered Voters	Ballots Cast	Turnout	QUINN/SIMON (DEM)	BRADY/PLUMMER (REP)	WHITNEY/CRAWFORD (GRN)	GREEN/RUTLEDGE (LIB)	COHEN/SWILLEY (IND)	ESTILL/JONES (W-I)	MOORE (W-I)	SYMONDS (W-I)	WHITE (W-I)
PRECINCT 1	290	158	54.48%	44	108	0	0	5	0	0	0	0
PRECINCT 2	358	164	45.81%	55	101	2	1	4	0	0	0	0
PRECINCT 3	773	393	50.84%	130	247	4	4	5	0	0	0	1
PRECINCT 4	844	429	50.83%	154	250	5	3	11	0	0	0	0
PRECINCT 5	524	286	54.58%	102	169	3	1	9	0	0	0	0
PRECINCT 6	673	374	55.57%	70	291	3	1	8	0	0	0	0
PRECINCT 7	456	230	50.44%	59	161	2	0	3	0	0	0	0
PRECINCT 8	700	379	54.14%	105	261	5	3	3	0	0	0	0
PRECINCT 9	680	344	50.59%	107	211	8	3	11	0	0	0	0
PRECINCT 10	374	181	48.40%	60	114	3	1	1	0	0	0	0
PRECINCT 11	530	287	54.15%	79	196	3	2	4	0	0	0	0
PRECINCT 12	594	288	48.48%	71	204	4	0	7	0	0	0	0
PRECINCT 13	453	248	54.75%	71	164	3	0	6	0	0	0	0
PRECINCT 14	817	431	52.75%	141	278	2	3	5	0	0	0	0
PRECINCT 15	468	227	48.50%	65	150	2	2	7	0	0	0	0
PRECINCT 16	668	331	49.55%	106	210	4	1	6	0	0	0	0
PRECINCT 17	562	244	43.42%	83	146	6	0	7	0	0	0	0
PRECINCT 18	731	357	48.84%	138	193	8	2	10	0	0	0	0
PRECINCT 19	559	316	56.53%	99	207	2	1	6	0	0	0	0
PRECINCT 20	794	352	44.33%	137	206	4	1	1	0	0	0	0
PRECINCT 21	696	361	51.87%	96	255	2	2	5	0	0	0	0
PRECINCT 22	537	326	60.71%	109	195	6	3	12	0	0	0	0
PRECINCT 23	517	270	52.22%	103	155	3	3	3	0	0	0	0
PRECINCT 24	937	480	51.23%	177	291	3	1	6	0	0	0	0
PRECINCT 25	789	446	56.53%	122	310	6	4	2	0	0	0	0
PRECINCT 26	1151	639	55.52%	200	416	6	3	5	0	0	0	0
PRECINCT 27	1321	733	55.49%	256	443	14	2	13	0	0	0	0
PRECINCT 28	557	277	49.73%	76	191	2	1	6	0	0	0	0
PRECINCT 29	597	328	54.94%	119	185	3	2	11	0	0	0	0
PRECINCT 30	673	369	54.83%	93	259	4	4	8	0	0	0	0
PRECINCT 31	491	219	44.60%	95	108	4	4	7	0	0	0	0
PRECINCT 32	416	179	43.03%	79	86	4	3	7	0	0	0	0
PRECINCT 33	383	179	46.74%	67	103	1	1	7	0	0	0	0
PRECINCT 34	1018	491	48.23%	121	349	5	5	9	0	0	0	0

**General Election**  
**Tuesday, November 02, 2010**  
Dennis M. Knobloch  
Monroe County Clerk

**STATE**  
**FOR GOVERNOR AND LIEUTENANT GOVERNOR**  
(Vote for ONE)

	<b>Registered Voters</b>	<b>Ballots Cast</b>	<b>Turnout</b>	<b>QUINN/SIMON (DEM)</b>	<b>BRADY/PLUMMER (REP)</b>	<b>WHITNEY/CRAWFORD (GRN)</b>	<b>GREEN/RUTLEDGE (LIB)</b>	<b>COHEN/SWILLEY (IND)</b>	<b>ESTILL/JONES (W-I)</b>	<b>MOORE (W-I)</b>	<b>SYMONDS (W-I)</b>	<b>WHITE (W-I)</b>
<b>PRECINCT 35</b>	604	302	50.00%	96	193	1	2	6	1	0	0	0
<b>PRECINCT 36</b>	473	211	44.61%	74	129	3	1	2	0	0	0	0
<b>PRECINCT 37</b>	425	203	47.76%	90	104	0	1	4	0	0	0	1
<b>MONROE COUNTY</b>												
<b>TOTALS</b>	<b>23433</b>	<b>12032</b>	<b>51.35%</b>	<b>3849</b>	<b>7639</b>	<b>140</b>	<b>71</b>	<b>232</b>	<b>1</b>	<b>0</b>	<b>0</b>	<b>2</b>



**General Election**  
**Tuesday, November 02, 2010**  
Dennis M. Knobloch  
Monroe County Clerk

**STATE**  
**FOR ATTORNEY GENERAL**  
(Vote for ONE)

	<b>Registered Voters</b>	<b>Ballots Cast</b>	<b>Turnout</b>	<b>LISA MADIGAN (DEM)</b>	<b>STEVE KIM (REP)</b>	<b>DAVID F. BLACK (GRN)</b>	<b>BILL MALAN (LIB)</b>
PRECINCT 1	290	158	54.48%	68	87	0	1
PRECINCT 2	358	164	45.81%	72	83	2	4
PRECINCT 3	773	393	50.84%	160	209	8	11
PRECINCT 4	844	429	50.83%	198	210	9	7
PRECINCT 5	524	286	54.58%	130	138	7	4
PRECINCT 6	673	374	55.57%	135	223	6	4
PRECINCT 7	456	230	50.44%	88	124	5	2
PRECINCT 8	700	379	54.14%	137	226	4	5
PRECINCT 9	680	344	50.59%	146	174	7	8
PRECINCT 10	374	181	48.40%	73	103	1	1
PRECINCT 11	530	287	54.15%	106	168	2	5
PRECINCT 12	594	288	48.48%	97	176	3	5
PRECINCT 13	453	248	54.75%	95	144	5	0
PRECINCT 14	817	431	52.75%	171	241	4	8
PRECINCT 15	468	227	48.50%	81	137	4	2
PRECINCT 16	668	331	49.55%	148	167	6	4
PRECINCT 17	562	244	43.42%	111	119	6	1
PRECINCT 18	731	357	48.84%	179	160	4	5
PRECINCT 19	559	316	56.53%	132	172	4	4
PRECINCT 20	794	352	44.33%	162	182	2	3
PRECINCT 21	696	361	51.87%	125	223	2	8
PRECINCT 22	537	326	60.71%	139	166	11	7
PRECINCT 23	517	270	52.22%	133	117	3	7
PRECINCT 24	937	480	51.23%	226	240	3	4
PRECINCT 25	789	446	56.53%	162	267	8	6
PRECINCT 26	1151	639	55.52%	260	355	6	2
PRECINCT 27	1321	733	55.49%	327	378	8	6
PRECINCT 28	557	277	49.73%	101	166	4	3
PRECINCT 29	597	328	54.94%	160	147	4	7
PRECINCT 30	673	369	54.83%	144	212	1	7
PRECINCT 31	491	219	44.60%	121	86	3	4
PRECINCT 32	416	179	43.03%	96	73	4	4
PRECINCT 33	383	179	46.74%	94	77	2	5
PRECINCT 34	1018	491	48.23%	161	308	9	9

**General Election**  
**Tuesday, November 02, 2010**  
 Dennis M. Knobloch  
 Monroe County Clerk

**STATE**  
 FOR ATTORNEY GENERAL  
 (Vote for ONE)

	<b>Registered Voters</b>	<b>Ballots Cast</b>	<b>Turnout</b>	<b>LISA MADIGAN (DEM)</b>	<b>STEVE KIM (REP)</b>	<b>DAVID F. BLACK (GRN)</b>	<b>BILL MALAN (LIB)</b>
<b>PRECINCT 35</b>	604	302	50.00%	117	174	2	2
<b>PRECINCT 36</b>	473	211	44.61%	91	109	4	5
<b>PRECINCT 37</b>	425	203	47.76%	117	78	3	0
<b>MONROE COUNTY</b>							
<b>TOTALS</b>	<b>23433</b>	<b>12032</b>	<b>51.35%</b>	<b>5063</b>	<b>6419</b>	<b>166</b>	<b>170</b>

**General Election**  
**Tuesday, November 02, 2010**  
Dennis M. Knobloch  
Monroe County Clerk

**STATE**  
**FOR SECRETARY OF STATE**  
(Vote for ONE)

	<b>Registered Voters</b>	<b>Ballots Cast</b>	<b>Turnout</b>	<b>JESSE WHITE (DEM)</b>	<b>ROBERT ENRIQUEZ (REP)</b>	<b>NO CANDIDATE (GRN)</b>	<b>JOSH HANSON (LIB)</b>
PRECINCT 1	290	158	54.48%	79	73	0	5
PRECINCT 2	358	164	45.81%	82	76	0	3
PRECINCT 3	773	393	50.84%	185	186	0	16
PRECINCT 4	844	429	50.83%	225	186	0	13
PRECINCT 5	524	286	54.58%	154	120	0	5
PRECINCT 6	673	374	55.57%	151	204	0	12
PRECINCT 7	456	230	50.44%	106	114	0	3
PRECINCT 8	700	379	54.14%	162	206	0	8
PRECINCT 9	680	344	50.59%	169	153	0	14
PRECINCT 10	374	181	48.40%	87	87	0	2
PRECINCT 11	530	287	54.15%	134	138	0	9
PRECINCT 12	594	288	48.48%	125	156	0	3
PRECINCT 13	453	248	54.75%	107	125	0	9
PRECINCT 14	817	431	52.75%	197	219	0	12
PRECINCT 15	468	227	48.50%	107	114	0	5
PRECINCT 16	668	331	49.55%	176	143	0	7
PRECINCT 17	562	244	43.42%	123	105	0	7
PRECINCT 18	731	357	48.84%	207	130	0	18
PRECINCT 19	559	316	56.53%	150	159	0	5
PRECINCT 20	794	352	44.33%	184	162	0	3
PRECINCT 21	696	361	51.87%	164	185	0	8
PRECINCT 22	537	326	60.71%	157	142	0	19
PRECINCT 23	517	270	52.22%	147	108	0	8
PRECINCT 24	937	480	51.23%	237	224	0	10
PRECINCT 25	789	446	56.53%	201	228	0	10
PRECINCT 26	1151	639	55.52%	295	308	0	15
PRECINCT 27	1321	733	55.49%	393	304	0	26
PRECINCT 28	557	277	49.73%	115	148	0	8
PRECINCT 29	597	328	54.94%	191	115	0	14
PRECINCT 30	673	369	54.83%	177	176	0	13
PRECINCT 31	491	219	44.60%	127	80	0	9
PRECINCT 32	416	179	43.03%	102	66	0	9
PRECINCT 33	383	179	46.74%	107	66	0	5
PRECINCT 34	1018	491	48.23%	188	273	0	22

**General Election**  
**Tuesday, November 02, 2010**  
 Dennis M. Knobloch  
 Monroe County Clerk

**STATE**  
**FOR SECRETARY OF STATE**  
 (Vote for ONE)

	<b>Registered Voters</b>	<b>Ballots Cast</b>	<b>Turnout</b>	<b>JESSE WHITE (DEM)</b>	<b>ROBERT ENRIQUEZ (REP)</b>	<b>NO CANDIDATE (GRN)</b>	<b>JOSH HANSON (LIB)</b>
<b>PRECINCT 35</b>	604	302	50.00%	134	157	0	4
<b>PRECINCT 36</b>	473	211	44.61%	110	93	0	4
<b>PRECINCT 37</b>	425	203	47.76%	134	64	0	4
<b>MONROE COUNTY</b>							
<b>TOTALS</b>	<b>23433</b>	<b>12032</b>	<b>51.35%</b>	<b>5889</b>	<b>5593</b>	<b>0</b>	<b>347</b>

General Election  
 Tuesday, November 02, 2010  
 Dennis M. Knobloch  
 Monroe County Clerk

STATE  
 FOR COMPTROLLER  
 (Vote for ONE)

	Registered Voters	Ballots Cast	Turnout	DAVID E. MILLER (DEM)	JUDY BAAR TOPINKA (REP)	R. ERIKA SCHAFER (GRN)	JULIE FOX (LIB)
PRECINCT 1	290	158	54.48%	46	105	1	2
PRECINCT 2	358	164	45.81%	49	104	2	4
PRECINCT 3	773	393	50.84%	111	253	6	16
PRECINCT 4	844	429	50.83%	141	252	11	16
PRECINCT 5	524	286	54.58%	98	169	6	6
PRECINCT 6	673	374	55.57%	75	271	9	10
PRECINCT 7	456	230	50.44%	59	159	3	3
PRECINCT 8	700	379	54.14%	103	244	12	10
PRECINCT 9	680	344	50.59%	115	206	7	10
PRECINCT 10	374	181	48.40%	48	118	4	6
PRECINCT 11	530	287	54.15%	72	194	4	8
PRECINCT 12	594	288	48.48%	67	199	3	10
PRECINCT 13	453	248	54.75%	63	169	3	6
PRECINCT 14	817	431	52.75%	128	273	8	14
PRECINCT 15	468	227	48.50%	64	149	7	4
PRECINCT 16	668	331	49.55%	95	208	9	11
PRECINCT 17	562	244	43.42%	79	147	6	6
PRECINCT 18	731	357	48.84%	113	211	11	10
PRECINCT 19	559	316	56.53%	82	211	7	13
PRECINCT 20	794	352	44.33%	117	221	2	8
PRECINCT 21	696	361	51.87%	100	238	2	14
PRECINCT 22	537	326	60.71%	110	178	11	22
PRECINCT 23	517	270	52.22%	103	146	5	5
PRECINCT 24	937	480	51.23%	156	293	8	10
PRECINCT 25	789	446	56.53%	93	322	11	15
PRECINCT 26	1151	639	55.52%	174	424	7	15
PRECINCT 27	1321	733	55.49%	223	464	7	21
PRECINCT 28	557	277	49.73%	75	178	4	14
PRECINCT 29	597	328	54.94%	119	176	6	13
PRECINCT 30	673	369	54.83%	91	249	5	14
PRECINCT 31	491	219	44.60%	80	120	4	11
PRECINCT 32	416	179	43.03%	76	83	8	10
PRECINCT 33	383	179	46.74%	63	105	3	6
PRECINCT 34	1018	491	48.23%	113	345	8	18

**General Election**  
**Tuesday, November 02, 2010**  
 Dennis M. Knobloch  
 Monroe County Clerk

**STATE**  
**FOR COMPTROLLER**  
 (Vote for ONE)

	Registered Voters	Ballots Cast	Turnout	DAVID E. MILLER (DEM)	JUDY BAAR TOPINKA (REP)	R. ERIKA SCHAFER (GRN)	JULIE FOX (LIB)
PRECINCT 35	604	302	50.00%	84	197	4	9
PRECINCT 36	473	211	44.61%	71	125	4	5
PRECINCT 37	425	203	47.76%	87	104	1	4
<b>MONROE COUNTY</b>							
<b>TOTALS</b>	<b>23433</b>	<b>12032</b>	<b>51.35%</b>	<b>3543</b>	<b>7610</b>	<b>219</b>	<b>379</b>

**General Election**  
**Tuesday, November 02, 2010**  
Dennis M. Knobloch  
Monroe County Clerk

**STATE**  
**FOR TREASURER**  
(Vote for ONE)

	<b>Registered Voters</b>	<b>Ballots Cast</b>	<b>Turnout</b>	<b>ROBIN KELLY (DEM)</b>	<b>DAN RUTHERFORD (REP)</b>	<b>SCOTT K. SUMMERS (GRN)</b>	<b>JAMES PAULY (LIB)</b>
PRECINCT 1	290	158	54.48%	54	98	1	0
PRECINCT 2	358	164	45.81%	54	103	2	2
PRECINCT 3	773	393	50.84%	119	237	13	12
PRECINCT 4	844	429	50.83%	153	244	11	9
PRECINCT 5	524	286	54.58%	102	165	4	8
PRECINCT 6	673	374	55.57%	82	270	7	4
PRECINCT 7	456	230	50.44%	69	154	2	1
PRECINCT 8	700	379	54.14%	110	241	6	5
PRECINCT 9	680	344	50.59%	123	201	7	8
PRECINCT 10	374	181	48.40%	55	118	2	1
PRECINCT 11	530	287	54.15%	83	188	2	4
PRECINCT 12	594	288	48.48%	68	200	6	4
PRECINCT 13	453	248	54.75%	76	154	6	3
PRECINCT 14	817	431	52.75%	141	265	6	8
PRECINCT 15	468	227	48.50%	67	149	3	4
PRECINCT 16	668	331	49.55%	118	197	3	1
PRECINCT 17	562	244	43.42%	92	136	7	3
PRECINCT 18	731	357	48.84%	145	184	8	8
PRECINCT 19	559	316	56.53%	101	197	6	5
PRECINCT 20	794	352	44.33%	137	206	0	4
PRECINCT 21	696	361	51.87%	104	237	6	7
PRECINCT 22	537	326	60.71%	114	185	7	13
PRECINCT 23	517	270	52.22%	112	137	2	7
PRECINCT 24	937	480	51.23%	158	292	6	5
PRECINCT 25	789	446	56.53%	118	294	15	10
PRECINCT 26	1151	639	55.52%	210	396	6	7
PRECINCT 27	1321	733	55.49%	232	455	13	8
PRECINCT 28	557	277	49.73%	78	188	3	4
PRECINCT 29	597	328	54.94%	143	162	5	7
PRECINCT 30	673	369	54.83%	103	244	5	9
PRECINCT 31	491	219	44.60%	94	110	5	5
PRECINCT 32	416	179	43.03%	77	87	10	3
PRECINCT 33	383	179	46.74%	67	101	3	4
PRECINCT 34	1018	491	48.23%	130	336	11	7

**General Election**  
**Tuesday, November 02, 2010**  
 Dennis M. Knobloch  
 Monroe County Clerk

**STATE**  
 FOR TREASURER  
 (Vote for ONE)

	<b>Registered Voters</b>	<b>Ballots Cast</b>	<b>Turnout</b>	<b>ROBIN KELLY (DEM)</b>	<b>DAN RUTHERFORD (REP)</b>	<b>SCOTT K. SUMMERS (GRN)</b>	<b>JAMES PAULY (LIB)</b>
<b>PRECINCT 35</b>	604	302	50.00%	87	198	5	5
<b>PRECINCT 36</b>	473	211	44.61%	74	125	4	4
<b>PRECINCT 37</b>	425	203	47.76%	99	92	1	2
<b>MONROE COUNTY</b>							
<b>TOTALS</b>	<b>23433</b>	<b>12032</b>	<b>51.35%</b>	<b>3949</b>	<b>7346</b>	<b>209</b>	<b>201</b>




**CANVASS OF VOTES**  
**in Monroe County, Illinois at the General Election on Tuesday, November 2, 2010**

---

STATE OF ILLINOIS  
COUNTY OF MONROE

**STATE**

I, Dennis M. Knobloch, Monroe County Clerk, do hereby certify that the above is a correct copy of the Canvass of votes cast at the General Election held in Monroe County on Tuesday, November 2, 2010. This canvass was made by the County Canvassing Board of Monroe County and is now on file in my office.



Dated: Friday, November 19, 2010

---

Dennis M. Knobloch, Monroe County Clerk

**General Election**  
**Tuesday, November 02, 2010**  
Dennis M. Knobloch  
Monroe County Clerk

**12 US REP**  
FOR REPRESENTATIVE IN CONGRESS  
TWELFTH CONGRESSIONAL DISTRICT  
(Vote for ONE)

	<b>Registered Voters</b>	<b>Ballots Cast</b>	<b>Turnout</b>	<b>JERRY F. COSTELLO (DEM)</b>	<b>TERI NEWMAN (REP)</b>	<b>RODGER W. JENNINGS (GRN)</b>
PRECINCT 1	292	158	54.11%	71	80	3
PRECINCT 2	369	164	44.44%	78	82	2
PRECINCT 3	790	393	49.75%	186	195	6
PRECINCT 4	854	429	50.23%	215	188	18
PRECINCT 5	527	286	54.27%	153	123	4
PRECINCT 6	678	374	55.16%	154	204	10
PRECINCT 7	458	230	50.22%	101	122	3
PRECINCT 8	712	379	53.23%	162	201	7
PRECINCT 9	690	344	49.86%	190	146	6
PRECINCT 10	376	181	48.14%	95	85	0
PRECINCT 11	533	287	53.85%	135	139	6
PRECINCT 12	610	288	47.21%	118	162	3
PRECINCT 13	458	248	54.15%	128	113	4
PRECINCT 14	821	432	52.62%	200	222	5
PRECINCT 15	475	227	47.79%	109	112	2
PRECINCT 16	678	331	48.82%	168	154	4
PRECINCT 17	575	245	42.61%	109	122	11
PRECINCT 18	749	357	47.66%	189	152	12
PRECINCT 19	568	316	55.63%	148	157	6
PRECINCT 20	805	352	43.73%	193	153	2
PRECINCT 21	698	361	51.72%	169	183	6
PRECINCT 22	546	326	59.71%	168	143	10
PRECINCT 23	527	270	51.23%	166	87	6
PRECINCT 24	944	480	50.85%	243	226	5
PRECINCT 25	795	446	56.10%	189	242	8
PRECINCT 26	1163	640	55.03%	313	300	13
PRECINCT 27	1341	734	54.74%	386	325	16
PRECINCT 28	566	277	48.94%	133	136	6
PRECINCT 29	600	328	54.67%	197	120	9
PRECINCT 30	676	369	54.59%	180	177	5
PRECINCT 31	505	219	43.37%	125	88	4
PRECINCT 32	433	179	41.34%	97	73	7
PRECINCT 33	396	180	45.45%	97	74	4
PRECINCT 34	1040	491	47.21%	185	288	14

**General Election**  
**Tuesday, November 02, 2010**  
 Dennis M. Knobloch  
 Monroe County Clerk

**12 US REP**  
 FOR REPRESENTATIVE IN CONGRESS  
 TWELFTH CONGRESSIONAL DISTRICT  
 (Vote for ONE)

	Registered Voters	Ballots Cast	Turnout	JERRY F. COSTELLO (DEM)	TERI NEWMAN (REP)	RODGER W. JENNINGS (GRN)
PRECINCT 35	609	302	49.59%	135	165	0
PRECINCT 36	499	211	42.28%	98	108	4
PRECINCT 37	436	203	46.56%	121	74	4
<b>MONROE COUNTY</b>						
<b>TOTALS</b>	<b>23792</b>	<b>12037</b>	<b>50.59%</b>	<b>5904</b>	<b>5721</b>	<b>235</b>


**CANVASS OF VOTES**  
**in Monroe County, Illinois at the General Election on Tuesday, November 2, 2010**

---

STATE OF ILLINOIS  
COUNTY OF MONROE

**12 US REP**

I, Dennis M. Knobloch, Monroe County Clerk, do hereby certify that the above is a correct copy of the Canvass of votes cast at the General Election held in Monroe County on Tuesday, November 2, 2010. This canvass was made by the County Canvassing Board of Monroe County and is now on file in my office.



Dated: Friday, November 19, 2010

---

Dennis M. Knobloch, Monroe County Clerk

General Election  
 Tuesday, November 02, 2010  
 Dennis M. Knobloch  
 Monroe County Clerk

58 IL SENATE  
 FOR STATE SENATOR  
 FIFTY-EIGHTH LEGISLATIVE DISTRICT  
 (Vote for ONE)

	Registered Voters	Ballots Cast	Turnout	JEREMY WALKER (DEM)	DAVID LUECHTEFELD (REP)	NO CANDIDATE (GRN)
PRECINCT 1	290	158	54.48%	41	115	0
PRECINCT 2	358	164	45.81%	54	108	0
PRECINCT 3	773	393	50.84%	115	276	0
PRECINCT 4	844	429	50.83%	165	258	0
PRECINCT 5	524	286	54.58%	85	195	0
PRECINCT 6	673	374	55.57%	91	278	0
PRECINCT 7	456	230	50.44%	64	162	0
PRECINCT 8	700	379	54.14%	115	255	0
PRECINCT 9	680	344	50.59%	129	212	0
PRECINCT 10	374	181	48.40%	49	131	0
PRECINCT 11	530	287	54.15%	74	208	0
PRECINCT 12	594	288	48.48%	64	220	0
PRECINCT 13	453	248	54.75%	89	158	0
PRECINCT 14	817	431	52.75%	131	298	0
PRECINCT 15	468	227	48.50%	58	168	0
PRECINCT 16	668	331	49.55%	100	223	0
PRECINCT 17	562	244	43.42%	93	144	0
PRECINCT 18	731	357	48.84%	134	218	0
PRECINCT 19	559	316	56.53%	88	225	0
PRECINCT 20	794	352	44.33%	117	229	0
PRECINCT 21	696	361	51.87%	92	265	0
PRECINCT 22	537	326	60.71%	114	208	0
PRECINCT 23	517	270	52.22%	102	163	0
PRECINCT 24	937	480	51.23%	173	302	0
PRECINCT 25	789	446	56.53%	107	332	0
PRECINCT 26	1151	639	55.52%	163	465	0
PRECINCT 27	1321	733	55.49%	239	489	0
PRECINCT 28	557	277	49.73%	77	192	0
PRECINCT 29	597	328	54.94%	138	181	0
PRECINCT 30	673	369	54.83%	85	278	0
PRECINCT 31	491	219	44.60%	99	117	0
PRECINCT 32	416	179	43.03%	82	96	0
PRECINCT 33	383	179	46.74%	64	110	0
PRECINCT 34	1018	491	48.23%	125	358	0

**General Election**  
**Tuesday, November 02, 2010**  
 Dennis M. Knobloch  
 Monroe County Clerk

**58 IL SENATE**  
**FOR STATE SENATOR**  
**FIFTY-EIGHTH LEGISLATIVE DISTRICT**  
 (Vote for ONE)

	<b>Registered Voters</b>	<b>Ballots Cast</b>	<b>Turnout</b>	<b>JEREMY WALKER (DEM)</b>	<b>DAVID LUECHTEFELD (REP)</b>	<b>NO CANDIDATE (GRN)</b>
<b>PRECINCT 35</b>	604	302	50.00%	87	210	0
<b>PRECINCT 36</b>	473	211	44.61%	65	144	0
<b>PRECINCT 37</b>	425	203	47.76%	93	103	0
<b>MONROE COUNTY</b>						
<b>TOTALS</b>	<b>23433</b>	<b>12032</b>	<b>51.35%</b>	<b>3761</b>	<b>8094</b>	<b>0</b>


**CANVASS OF VOTES**  
**in Monroe County, Illinois at the General Election on Tuesday, November 2, 2010**

---

STATE OF ILLINOIS  
COUNTY OF MONROE

**58 IL SENATE**

I, Dennis M. Knobloch, Monroe County Clerk, do hereby certify that the above is a correct copy of the Canvass of votes cast at the General Election held in Monroe County on Tuesday, November 2, 2010. This canvass was made by the County Canvassing Board of Monroe County and is now on file in my office.



Dated: Friday, November 19, 2010

---

Dennis M. Knobloch, Monroe County Clerk

General Election  
 Tuesday, November 02, 2010  
 Dennis M. Knobloch  
 Monroe County Clerk

116 IL REP  
 FOR REPRESENTATIVE IN THE GENERAL ASSEMBLY  
 ONE HUNDRED AND SIXTEENTH REPRESENTATIVE DISTRICT  
 (Vote for ONE)

	Registered Voters	Ballots Cast	Turnout	DAN REITZ (DEM)	GLENN C. FARLEY (REP)	NO CANDIDATE (GRN)
PRECINCT 1	290	158	54.48%	87	67	0
PRECINCT 2	358	164	45.81%	84	76	0
PRECINCT 3	773	393	50.84%	186	201	0
PRECINCT 4	844	429	50.83%	231	192	0
PRECINCT 5	524	286	54.58%	168	113	0
PRECINCT 6	673	374	55.57%	161	208	0
PRECINCT 7	456	230	50.44%	113	113	0
PRECINCT 8	700	379	54.14%	167	202	0
PRECINCT 9	680	344	50.59%	207	132	0
PRECINCT 10	374	181	48.40%	96	83	0
PRECINCT 11	530	287	54.15%	156	126	0
PRECINCT 12	594	288	48.48%	141	144	0
PRECINCT 13	453	248	54.75%	129	117	0
PRECINCT 14	817	431	52.75%	216	210	0
PRECINCT 15	468	227	48.50%	120	106	0
PRECINCT 16	668	331	49.55%	172	152	0
PRECINCT 17	562	244	43.42%	114	123	0
PRECINCT 18	731	357	48.84%	232	124	0
PRECINCT 19	559	316	56.53%	170	143	0
PRECINCT 20	794	352	44.33%	194	154	0
PRECINCT 21	696	361	51.87%	179	180	0
PRECINCT 22	537	326	60.71%	184	138	0
PRECINCT 23	517	270	52.22%	171	91	0
PRECINCT 24	937	480	51.23%	244	228	0
PRECINCT 25	789	446	56.53%	194	243	0
PRECINCT 26	1151	639	55.52%	335	293	0
PRECINCT 27	1321	733	55.49%	405	321	0
PRECINCT 28	557	277	49.73%	126	148	0
PRECINCT 29	597	328	54.94%	196	127	0
PRECINCT 30	673	369	54.83%	184	174	0
PRECINCT 31	491	219	44.60%	138	78	0
PRECINCT 32	416	179	43.03%	106	71	0
PRECINCT 33	383	179	46.74%	113	62	0
PRECINCT 34	1018	491	48.23%	184	299	0



**General Election**  
**Tuesday, November 02, 2010**  
Dennis M. Knobloch  
Monroe County Clerk

**116 IL REP**  
FOR REPRESENTATIVE IN THE GENERAL ASSEMBLY  
ONE HUNDRED AND SIXTEENTH REPRESENTATIVE DISTRICT  
(Vote for ONE)

	<b>Registered Voters</b>	<b>Ballots Cast</b>	<b>Turnout</b>	<b>DAN REITZ (DEM)</b>	<b>GLENN C. FARLEY (REP)</b>	<b>NO CANDIDATE (GRN)</b>
<b>PRECINCT 35</b>	604	302	50.00%	142	154	0
<b>PRECINCT 36</b>	473	211	44.61%	113	94	0
<b>PRECINCT 37</b>	425	203	47.76%	132	64	0
<b>MONROE COUNTY</b>						
<b>TOTALS</b>	<b>23433</b>	<b>12032</b>	<b>51.35%</b>	<b>6290</b>	<b>5551</b>	<b>0</b>


**CANVASS OF VOTES**  
**in Monroe County, Illinois at the General Election on Tuesday, November 2, 2010**

---

STATE OF ILLINOIS  
COUNTY OF MONROE

**116 IL REP**

I, Dennis M. Knobloch, Monroe County Clerk, do hereby certify that the above is a correct copy of the Canvass of votes cast at the General Election held in Monroe County on Tuesday, November 2, 2010. This canvass was made by the County Canvassing Board of Monroe County and is now on file in my office.



Dated: Friday, November 19, 2010

\_\_\_\_\_  
Dennis M. Knobloch, Monroe County Clerk

General Election  
 Tuesday, November 02, 2010  
 Dennis M. Knobloch  
 Monroe County Clerk

COUNTY  
 FOR COUNTY CLERK  
 (Vote for ONE)

	Registered Voters	Ballots Cast	Turnout	NO CANDIDATE (DEM)	DENNIS KNOBLOCH (REP)	NO CANDIDATE (GRN)
PRECINCT 1	290	158	54.48%	0	140	0
PRECINCT 2	358	164	45.81%	0	146	0
PRECINCT 3	773	393	50.84%	0	344	0
PRECINCT 4	844	429	50.83%	0	373	0
PRECINCT 5	524	286	54.58%	0	253	0
PRECINCT 6	673	374	55.57%	0	339	0
PRECINCT 7	456	230	50.44%	0	201	0
PRECINCT 7	456	229	50.22%	0	329	0
PRECINCT 8	700	379	54.14%	0	298	0
PRECINCT 9	680	344	50.59%	0	152	0
PRECINCT 10	374	181	48.40%	0	253	0
PRECINCT 11	530	287	54.15%	0	255	0
PRECINCT 12	594	288	48.48%	0	218	0
PRECINCT 13	453	248	54.75%	0	373	0
PRECINCT 14	817	431	52.75%	0	195	0
PRECINCT 15	468	227	48.50%	0	294	0
PRECINCT 16	668	331	49.55%	0	203	0
PRECINCT 17	562	244	43.42%	0	312	0
PRECINCT 18	731	357	48.84%	0	291	0
PRECINCT 19	559	316	56.53%	0	313	0
PRECINCT 20	794	352	44.33%	0	317	0
PRECINCT 21	696	361	51.87%	0	271	0
PRECINCT 22	537	326	60.71%	0	221	0
PRECINCT 23	517	270	52.22%	0	411	0
PRECINCT 24	937	480	51.23%	0	387	0
PRECINCT 25	789	446	56.53%	0	547	0
PRECINCT 26	1151	639	55.52%	0	638	0
PRECINCT 27	1321	733	55.49%	0	242	0
PRECINCT 28	557	277	49.73%	0	258	0
PRECINCT 29	597	328	54.94%	0	325	0
PRECINCT 30	673	369	54.83%	0	172	0
PRECINCT 31	491	219	44.60%	0	144	0
PRECINCT 32	416	179	43.03%	0	154	0
PRECINCT 33	383	179	46.74%	0	439	0

**General Election**  
**Tuesday, November 02, 2010**  
 Dennis M. Knobloch  
 Monroe County Clerk

**COUNTY**  
**FOR COUNTY CLERK**  
 (Vote for ONE)

	<b>Registered Voters</b>	<b>Ballots Cast</b>	<b>Turnout</b>	<b>NO CANDIDATE (DEM)</b>	<b>DENNIS KNOBLOCH (REP)</b>	<b>NO CANDIDATE (GRN)</b>
<b>PRECINCT 34</b>	1018	491	48.23%	0	257	0
<b>PRECINCT 35</b>	604	302	50.00%	0	182	0
<b>PRECINCT 36</b>	473	211	44.61%	0	171	0
<b>PRECINCT 37</b>	425	203	47.76%			
<b>MONROE COUNTY</b>						
<b>TOTALS</b>	<b>23889</b>	<b>12261</b>	<b>51.32%</b>			

**General Election**  
**Tuesday, November 02, 2010**  
Dennis M. Knobloch  
Monroe County Clerk

**COUNTY**  
**FOR COUNTY TREASURER**  
(Vote for ONE)

	<b>Registered Voters</b>	<b>Ballots Cast</b>	<b>Turnout</b>	<b>NO CANDIDATE (DEM)</b>	<b>KEVIN KOENIGSTEIN (REP)</b>	<b>NO CANDIDATE (GRN)</b>
PRECINCT 1	290	158	54.48%	0	141	0
PRECINCT 2	358	164	45.81%	0	142	0
PRECINCT 3	773	393	50.84%	0	341	0
PRECINCT 4	844	429	50.83%	0	366	0
PRECINCT 5	524	286	54.58%	0	250	0
PRECINCT 6	673	374	55.57%	0	337	0
PRECINCT 7	456	230	50.44%	0	194	0
PRECINCT 7	456	229	50.22%	0	315	0
PRECINCT 8	700	379	54.14%	0	287	0
PRECINCT 9	680	344	50.59%	0	153	0
PRECINCT 10	374	181	48.40%	0	245	0
PRECINCT 11	530	287	54.15%	0	247	0
PRECINCT 12	594	288	48.48%	0	213	0
PRECINCT 13	453	248	54.75%	0	367	0
PRECINCT 14	817	431	52.75%	0	191	0
PRECINCT 15	468	227	48.50%	0	284	0
PRECINCT 16	668	331	49.55%	0	199	0
PRECINCT 17	562	244	43.42%	0	296	0
PRECINCT 18	731	357	48.84%	0	280	0
PRECINCT 19	559	316	56.53%	0	307	0
PRECINCT 20	794	352	44.33%	0	312	0
PRECINCT 21	696	361	51.87%	0	256	0
PRECINCT 22	537	326	60.71%	0	218	0
PRECINCT 23	517	270	52.22%	0	404	0
PRECINCT 24	937	480	51.23%	0	383	0
PRECINCT 25	789	446	56.53%	0	531	0
PRECINCT 26	1151	639	55.52%	0	623	0
PRECINCT 27	1321	733	55.49%	0	228	0
PRECINCT 28	557	277	49.73%	0	248	0
PRECINCT 29	597	328	54.94%	0	315	0
PRECINCT 30	673	369	54.83%	0	171	0
PRECINCT 31	491	219	44.60%	0	142	0
PRECINCT 32	416	179	43.03%	0	149	0
PRECINCT 33	383	179	46.74%	0	427	0

**General Election**  
**Tuesday, November 02, 2010**  
 Dennis M. Knobloch  
 Monroe County Clerk

**COUNTY**  
**FOR COUNTY TREASURER**  
 (Vote for ONE)

	<b>Registered Voters</b>	<b>Ballots Cast</b>	<b>Turnout</b>	<b>NO CANDIDATE (DEM)</b>	<b>KEVIN KOENIGSTEIN (REP)</b>	<b>NO CANDIDATE (GRN)</b>
<b>PRECINCT 34</b>	1018	491	48.23%	0	250	0
<b>PRECINCT 35</b>	604	302	50.00%	0	175	0
<b>PRECINCT 36</b>	473	211	44.61%	0	164	0
<b>PRECINCT 37</b>	425	203	47.76%			
<b>MONROE COUNTY</b>						
<b>TOTALS</b>	<b>23889</b>	<b>12261</b>	<b>51.32%</b>			

**General Election**  
**Tuesday, November 02, 2010**  
Dennis M. Knobloch  
Monroe County Clerk

**COUNTY**  
**FOR COUNTY SHERIFF**  
(Vote for ONE)

	<b>Registered Voters</b>	<b>Ballots Cast</b>	<b>Turnout</b>	<b>DANIEL KELLEY (DEM)</b>	<b>KEVIN HIRSCH (REP)</b>	<b>NO CANDIDATE (GRN)</b>
PRECINCT 1	290	158	54.48%	106	45	0
PRECINCT 2	358	164	45.81%	82	80	0
PRECINCT 3	773	393	50.84%	176	206	0
PRECINCT 4	844	429	50.83%	206	215	0
PRECINCT 5	524	286	54.58%	150	131	0
PRECINCT 6	673	374	55.57%	165	199	0
PRECINCT 7	456	230	50.44%	138	87	0
PRECINCT 7	456	229	50.22%	186	180	0
PRECINCT 8	700	379	54.14%	215	123	0
PRECINCT 9	680	344	50.59%	89	90	0
PRECINCT 10	374	181	48.40%	157	125	0
PRECINCT 11	530	287	54.15%	161	121	0
PRECINCT 12	594	288	48.48%	140	102	0
PRECINCT 13	453	248	54.75%	212	213	0
PRECINCT 14	817	431	52.75%	102	124	0
PRECINCT 15	468	227	48.50%	190	133	0
PRECINCT 16	668	331	49.55%	131	108	0
PRECINCT 17	562	244	43.42%	228	126	0
PRECINCT 18	731	357	48.84%	186	124	0
PRECINCT 19	559	316	56.53%	200	148	0
PRECINCT 20	794	352	44.33%	164	190	0
PRECINCT 21	696	361	51.87%	193	130	0
PRECINCT 22	537	326	60.71%	175	93	0
PRECINCT 23	517	270	52.22%	248	218	0
PRECINCT 24	937	480	51.23%	180	255	0
PRECINCT 25	789	446	56.53%	340	284	0
PRECINCT 26	1151	639	55.52%	433	289	0
PRECINCT 27	1321	733	55.49%	141	133	0
PRECINCT 28	557	277	49.73%	232	94	0
PRECINCT 29	597	328	54.94%	185	175	0
PRECINCT 30	673	369	54.83%	130	86	0
PRECINCT 31	491	219	44.60%	114	61	0
PRECINCT 32	416	179	43.03%	112	62	0
PRECINCT 33	383	179	46.74%	179	295	0

**General Election**  
**Tuesday, November 02, 2010**  
 Dennis M. Knobloch  
 Monroe County Clerk

**COUNTY**  
**FOR COUNTY SHERIFF**  
 (Vote for ONE)

	<b>Registered Voters</b>	<b>Ballots Cast</b>	<b>Turnout</b>	<b>DANIEL KELLEY (DEM)</b>	<b>KEVIN HIRSCH (REP)</b>	<b>NO CANDIDATE (GRN)</b>
<b>PRECINCT 34</b>	1018	491	48.23%	138	156	0
<b>PRECINCT 35</b>	604	302	50.00%	97	110	0
<b>PRECINCT 36</b>	473	211	44.61%	121	77	0
<b>PRECINCT 37</b>	425	203	47.76%			
<b>MONROE COUNTY</b>						
<b>TOTALS</b>	<b>23889</b>	<b>12261</b>	<b>51.32%</b>			



**General Election**  
**Tuesday, November 02, 2010**  
Dennis M. Knobloch  
Monroe County Clerk

**COUNTY**  
**FOR COUNTY SUPERVISOR OF ASSESSMENTS**  
(Vote for ONE)

	<b>Registered Voters</b>	<b>Ballots Cast</b>	<b>Turnout</b>	<b>NO CANDIDATE (DEM)</b>	<b>CARL WUERTZ (REP)</b>	<b>NO CANDIDATE (GRN)</b>
PRECINCT 1	290	158	54.48%	0	135	0
PRECINCT 2	358	164	45.81%	0	139	0
PRECINCT 3	773	393	50.84%	0	331	0
PRECINCT 4	844	429	50.83%	0	358	0
PRECINCT 5	524	286	54.58%	0	240	0
PRECINCT 6	673	374	55.57%	0	328	0
PRECINCT 7	456	230	50.44%	0	189	0
PRECINCT 7	456	229	50.22%	0	310	0
PRECINCT 8	700	379	54.14%	0	280	0
PRECINCT 9	680	344	50.59%	0	146	0
PRECINCT 10	374	181	48.40%	0	241	0
PRECINCT 11	530	287	54.15%	0	247	0
PRECINCT 12	594	288	48.48%	0	211	0
PRECINCT 13	453	248	54.75%	0	356	0
PRECINCT 14	817	431	52.75%	0	182	0
PRECINCT 15	468	227	48.50%	0	278	0
PRECINCT 16	668	331	49.55%	0	197	0
PRECINCT 17	562	244	43.42%	0	290	0
PRECINCT 18	731	357	48.84%	0	265	0
PRECINCT 19	559	316	56.53%	0	292	0
PRECINCT 20	794	352	44.33%	0	307	0
PRECINCT 21	696	361	51.87%	0	253	0
PRECINCT 22	537	326	60.71%	0	205	0
PRECINCT 23	517	270	52.22%	0	399	0
PRECINCT 24	937	480	51.23%	0	376	0
PRECINCT 25	789	446	56.53%	0	517	0
PRECINCT 26	1151	639	55.52%	0	597	0
PRECINCT 27	1321	733	55.49%	0	223	0
PRECINCT 28	557	277	49.73%	0	236	0
PRECINCT 29	597	328	54.94%	0	302	0
PRECINCT 30	673	369	54.83%	0	166	0
PRECINCT 31	491	219	44.60%	0	130	0
PRECINCT 32	416	179	43.03%	0	145	0
PRECINCT 33	383	179	46.74%	0	422	0

**General Election**  
**Tuesday, November 02, 2010**  
 Dennis M. Knobloch  
 Monroe County Clerk

**COUNTY**  
**FOR COUNTY SUPERVISOR OF ASSESSMENTS**  
 (Vote for ONE)

	Registered Voters	Ballots Cast	Turnout	NO CANDIDATE (DEM)	CARL WUERTZ (REP)	NO CANDIDATE (GRN)
PRECINCT 34	1018	491	48.23%	0	247	0
PRECINCT 35	604	302	50.00%	0	176	0
PRECINCT 36	473	211	44.61%	0	162	0
PRECINCT 37	425	203	47.76%			
<b>MONROE COUNTY</b>						
<b>TOTALS</b>	<b>23889</b>	<b>12261</b>	<b>51.32%</b>			

**General Election**  
**Tuesday, November 02, 2010**  
Dennis M. Knobloch  
Monroe County Clerk

**COUNTY**  
**FOR COUNTY COMMISSIONER**  
(Vote for ONE)

	<b>Registered Voters</b>	<b>Ballots Cast</b>	<b>Turnout</b>	<b>NO CANDIDATE (DEM)</b>	<b>TERRY LIEFER (REP)</b>	<b>NO CANDIDATE (GRN)</b>	<b>CHARLES SULLIVAN (W-I)</b>
PRECINCT 1	290	158	54.48%	0	137	0	3
PRECINCT 2	358	164	45.81%	0	139	0	6
PRECINCT 3	773	393	50.84%	0	329	0	3
PRECINCT 4	844	429	50.83%	0	363	0	2
PRECINCT 5	524	286	54.58%	0	246	0	2
PRECINCT 6	673	374	55.57%	0	325	0	3
PRECINCT 7	456	230	50.44%	0	188	0	1
PRECINCT 7	456	229	50.22%	0	301	0	8
PRECINCT 8	700	379	54.14%	0	275	0	0
PRECINCT 9	680	344	50.59%	0	148	0	6
PRECINCT 10	374	181	48.40%	0	239	0	4
PRECINCT 11	530	287	54.15%	0	239	0	6
PRECINCT 12	594	288	48.48%	0	201	0	7
PRECINCT 13	453	248	54.75%	0	355	0	2
PRECINCT 14	817	431	52.75%	0	183	0	7
PRECINCT 15	468	227	48.50%	0	277	0	8
PRECINCT 16	668	331	49.55%	0	194	0	5
PRECINCT 17	562	244	43.42%	0	284	0	9
PRECINCT 18	731	357	48.84%	0	273	0	10
PRECINCT 19	559	316	56.53%	0	299	0	3
PRECINCT 20	794	352	44.33%	0	307	0	1
PRECINCT 21	696	361	51.87%	0	250	0	6
PRECINCT 22	537	326	60.71%	0	201	0	0
PRECINCT 23	517	270	52.22%	0	379	0	14
PRECINCT 24	937	480	51.23%	0	383	0	1
PRECINCT 25	789	446	56.53%	0	518	0	21
PRECINCT 26	1151	639	55.52%	0	609	0	8
PRECINCT 27	1321	733	55.49%	0	229	0	3
PRECINCT 28	557	277	49.73%	0	241	0	6
PRECINCT 29	597	328	54.94%	0	312	0	3
PRECINCT 30	673	369	54.83%	0	170	0	0
PRECINCT 31	491	219	44.60%	0	137	0	5
PRECINCT 32	416	179	43.03%	0	147	0	0
PRECINCT 33	383	179	46.74%	0	414	0	4

**General Election**  
**Tuesday, November 02, 2010**  
 Dennis M. Knobloch  
 Monroe County Clerk

**COUNTY**  
**FOR COUNTY COMMISSIONER**  
**(Vote for ONE)**

	<b>Registered Voters</b>	<b>Ballots Cast</b>	<b>Turnout</b>	<b>NO CANDIDATE (DEM)</b>	<b>TERRY LIEFER (REP)</b>	<b>NO CANDIDATE (GRN)</b>	<b>CHARLES SULLIVAN (W-I)</b>
<b>PRECINCT 34</b>	1018	491	48.23%	0	239	0	1
<b>PRECINCT 35</b>	604	302	50.00%	0	173	0	1
<b>PRECINCT 36</b>	473	211	44.61%	0	158	0	2
<b>PRECINCT 37</b>	425	203	47.76%				
<b>MONROE COUNTY</b>							
<b>TOTALS</b>	<b>23889</b>	<b>12261</b>	<b>51.32%</b>				

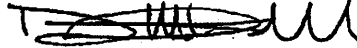
**CANVASS OF VOTES**  
**in Monroe County, Illinois at the General Election on Tuesday, November 2, 2010**

---

STATE OF ILLINOIS  
COUNTY OF MONROE

**COUNTY**

I, Dennis M. Knobloch, Monroe County Clerk, do hereby certify that the above is a correct copy of the Canvass of votes cast at the General Election held in Monroe County on Tuesday, November 2, 2010. This canvass was made by the County Canvassing Board of Monroe County and is now on file in my office.



Dated: Friday, November 19, 2010

---

Dennis M. Knobloch, Monroe County Clerk

**General Election**  
**Tuesday, November 02, 2010**  
Dennis M. Knobloch  
Monroe County Clerk

**ESR (MO RA)**  
**FOR REGIONAL SUPERINTENDENT OF SCHOOLS**  
**(MONROE AND RANDOLPH COUNTIES)**  
(Vote for ONE)

	<b>Registered Voters</b>	<b>Ballots Cast</b>	<b>Turnout</b>	<b>NO CANDIDATE (DEM)</b>	<b>MARC L KIEHNA (REP)</b>	<b>NO CANDIDATE (GRN)</b>
PRECINCT 1	290	158	54.48%	0	139	0
PRECINCT 2	358	164	45.81%	0	142	0
PRECINCT 3	773	393	50.84%	0	328	0
PRECINCT 4	844	429	50.83%	0	360	0
PRECINCT 5	524	286	54.58%	0	249	0
PRECINCT 6	562	303	53.91%	0	265	0
PRECINCT 7	456	230	50.44%	0	190	0
PRECINCT 8	700	379	54.14%	0	310	0
PRECINCT 9	680	344	50.59%	0	287	0
PRECINCT 10	374	181	48.40%	0	147	0
PRECINCT 11	530	287	54.15%	0	243	0
PRECINCT 12	594	288	48.48%	0	246	0
PRECINCT 13	453	248	54.75%	0	212	0
PRECINCT 14	817	431	52.75%	0	354	0
PRECINCT 15	468	227	48.50%	0	197	0
PRECINCT 16	668	331	49.55%	0	277	0
PRECINCT 17	562	244	43.42%	0	194	0
PRECINCT 18	731	357	48.84%	0	289	0
PRECINCT 19	559	316	56.53%	0	276	0
PRECINCT 20	794	352	44.33%	0	307	0
PRECINCT 21	696	361	51.87%	0	311	0
PRECINCT 22	537	326	60.71%	0	256	0
PRECINCT 23	517	270	52.22%	0	207	0
PRECINCT 24	937	480	51.23%	0	396	0
PRECINCT 25	789	446	56.53%	0	379	0
PRECINCT 26	1151	639	55.52%	0	534	0
PRECINCT 27	1321	733	55.49%	0	619	0
PRECINCT 28	557	277	49.73%	0	230	0
PRECINCT 29	597	328	54.94%	0	241	0
PRECINCT 30	673	369	54.83%	0	304	0
PRECINCT 31	491	219	44.60%	0	168	0
PRECINCT 32	416	179	43.03%	0	137	0
PRECINCT 33	383	179	46.74%	0	145	0
PRECINCT 34	1018	491	48.23%	0	422	0

**General Election**  
**Tuesday, November 02, 2010**  
 Dennis M. Knobloch  
 Monroe County Clerk

**ESR (MO RA)**  
**FOR REGIONAL SUPERINTENDENT OF SCHOOLS**  
**(MONROE AND RANDOLPH COUNTIES)**  
 (Vote for ONE)

	<b>Registered Voters</b>	<b>Ballots Cast</b>	<b>Turnout</b>	<b>NO CANDIDATE (DEM)</b>	<b>MARC L KIEHNA (REP)</b>	<b>NO CANDIDATE (GRN)</b>
<b>PRECINCT 35</b>	604	302	50.00%	0	246	0
<b>PRECINCT 36</b>	473	211	44.61%	0	170	0
<b>PRECINCT 37</b>	425	203	47.76%	0	160	0
<b>MONROE COUNTY</b>						
<b>TOTALS</b>	<b>23322</b>	<b>11961</b>	<b>51.29%</b>	<b>0</b>	<b>9937</b>	<b>0</b>


**CANVASS OF VOTES**  
**in Monroe County, Illinois at the General Election on Tuesday, November 2, 2010**

---

STATE OF ILLINOIS  
COUNTY OF MONROE

**ESR (MO RA)**

I, Dennis M. Knobloch, Monroe County Clerk, do hereby certify that the above is a correct copy of the Canvass of votes cast at the General Election held in Monroe County on Tuesday, November 2, 2010. This canvass was made by the County Canvassing Board of Monroe County and is now on file in my office.



Dated: Friday, November 19, 2010

---

Dennis M. Knobloch, Monroe County Clerk



General Election  
 Tuesday, November 02, 2010  
 Dennis M. Knobloch  
 Monroe County Clerk

5 JUDICIAL DISTRICT  
 SHALL EACH OF THE PERSONS LISTED BE RETAINED IN OFFICE AS  
 JUDGE OF THE APPELLATE COURT, FIFTH JUDICIAL DISTRICT?  
 THOMAS M. WELCH

	Registered Voters	Ballots Cast	Turnout	YES	NO
PRECINCT 1	290	158	54.48%	85	53
PRECINCT 2	358	164	45.81%	86	61
PRECINCT 3	773	393	50.84%	221	114
PRECINCT 4	844	429	50.83%	231	143
PRECINCT 5	524	286	54.58%	157	93
PRECINCT 6	673	374	55.57%	180	148
PRECINCT 7	456	230	50.44%	109	82
PRECINCT 8	700	379	54.14%	194	132
PRECINCT 9	680	344	50.59%	197	100
PRECINCT 10	374	181	48.40%	91	66
PRECINCT 11	530	287	54.15%	157	103
PRECINCT 12	594	288	48.48%	151	108
PRECINCT 13	453	248	54.75%	127	90
PRECINCT 14	817	431	52.75%	232	138
PRECINCT 15	468	227	48.50%	114	87
PRECINCT 16	668	331	49.55%	195	111
PRECINCT 17	562	244	43.42%	135	76
PRECINCT 18	731	357	48.84%	205	113
PRECINCT 19	559	316	56.53%	196	92
PRECINCT 20	794	352	44.33%	213	102
PRECINCT 21	696	361	51.87%	198	114
PRECINCT 22	537	326	60.71%	179	114
PRECINCT 23	517	270	52.22%	148	93
PRECINCT 24	937	480	51.23%	278	152
PRECINCT 25	789	446	56.53%	259	130
PRECINCT 26	1151	639	55.52%	355	201
PRECINCT 27	1321	733	55.49%	409	241
PRECINCT 28	557	277	49.73%	138	101
PRECINCT 29	597	328	54.94%	168	118
PRECINCT 30	673	369	54.83%	219	115
PRECINCT 31	491	219	44.60%	136	59
PRECINCT 32	416	179	43.03%	104	60
PRECINCT 33	383	179	46.74%	112	44
PRECINCT 34	1018	491	48.23%	263	174

**General Election**  
**Tuesday, November 02, 2010**  
Dennis M. Knobloch  
Monroe County Clerk

**5 JUDICIAL DISTRICT**  
SHALL EACH OF THE PERSONS LISTED BE RETAINED IN OFFICE AS  
JUDGE OF THE APPELLATE COURT, FIFTH JUDICIAL DISTRICT?  
THOMAS M. WELCH

	<b>Registered Voters</b>	<b>Ballots Cast</b>	<b>Turnout</b>	<b>YES</b>	<b>NO</b>
<b>PRECINCT 35</b>	604	302	50.00%	162	85
<b>PRECINCT 36</b>	473	211	44.61%	128	60
<b>PRECINCT 37</b>	425	203	47.76%	125	53
<b>MONROE COUNTY</b>					
<b>TOTALS</b>	<b>23433</b>	<b>12032</b>	<b>51.35%</b>	<b>6657</b>	<b>3926</b>

**CANVASS OF VOTES**  
**in Monroe County, Illinois at the General Election on Tuesday, November 2, 2010**

---

STATE OF ILLINOIS  
COUNTY OF MONROE

**5 JUDICIAL DISTRICT**

I, Dennis M. Knobloch, Monroe County Clerk, do hereby certify that the above is a correct copy of the Canvass of votes cast at the General Election held in Monroe County on Tuesday, November 2, 2010. This canvass was made by the County Canvassing Board of Monroe County and is now on file in my office.



Dated: Friday, November 19, 2010

---

Dennis M. Knobloch, Monroe County Clerk

**General Election**  
**Tuesday, November 02, 2010**  
Dennis M. Knobloch  
Monroe County Clerk

**20 JUDICIAL CIRCUIT**  
FOR JUDGE OF THE CIRCUIT COURT  
TWENTIETH JUDICIAL CIRCUIT  
(To fill the vacancy of the Hon. Patrick M. Young)  
(Vote for ONE)

	<b>Registered Voters</b>	<b>Ballots Cast</b>	<b>Turnout</b>	<b>ROBERT B. HAIDA (DEM)</b>	<b>NO CANDIDATE (REP)</b>	<b>NO CANDIDATE (GRN)</b>
PRECINCT 1	290	158	54.48%	119	0	0
PRECINCT 2	358	164	45.81%	119	0	0
PRECINCT 3	773	393	50.84%	266	0	0
PRECINCT 4	844	429	50.83%	309	0	0
PRECINCT 5	524	286	54.58%	204	0	0
PRECINCT 6	673	374	55.57%	255	0	0
PRECINCT 7	456	230	50.44%	146	0	0
PRECINCT 8	700	379	54.14%	252	0	0
PRECINCT 9	680	344	50.59%	248	0	0
PRECINCT 10	374	181	48.40%	112	0	0
PRECINCT 11	530	287	54.15%	200	0	0
PRECINCT 12	594	288	48.48%	203	0	0
PRECINCT 13	453	248	54.75%	171	0	0
PRECINCT 14	817	431	52.75%	284	0	0
PRECINCT 15	468	227	48.50%	145	0	0
PRECINCT 16	668	331	49.55%	240	0	0
PRECINCT 17	562	244	43.42%	182	0	0
PRECINCT 18	731	357	48.84%	258	0	0
PRECINCT 19	559	316	56.53%	222	0	0
PRECINCT 20	794	352	44.33%	260	0	0
PRECINCT 21	696	361	51.87%	248	0	0
PRECINCT 22	537	326	60.71%	231	0	0
PRECINCT 23	517	270	52.22%	191	0	0
PRECINCT 24	937	480	51.23%	340	0	0
PRECINCT 25	789	446	56.53%	308	0	0
PRECINCT 26	1151	639	55.52%	433	0	0
PRECINCT 27	1321	733	55.49%	525	0	0
PRECINCT 28	557	277	49.73%	185	0	0
PRECINCT 29	597	328	54.94%	239	0	0
PRECINCT 30	673	369	54.83%	243	0	0
PRECINCT 31	491	219	44.60%	171	0	0
PRECINCT 32	416	179	43.03%	126	0	0
PRECINCT 33	383	179	46.74%	130	0	0
PRECINCT 34	1018	491	48.23%	332	0	0

**General Election**  
**Tuesday, November 02, 2010**  
 Dennis M. Knobloch  
 Monroe County Clerk

**20 JUDICIAL CIRCUIT**  
 FOR JUDGE OF THE CIRCUIT COURT  
 TWENTIETH JUDICIAL CIRCUIT  
 (To fill the vacancy of the Hon. Patrick M. Young)  
 (Vote for ONE)

	Registered Voters	Ballots Cast	Turnout	ROBERT B. HAIDA (DEM)	NO CANDIDATE (REP)	NO CANDIDATE (GRN)
PRECINCT 35	604	302	50.00%	214	0	0
PRECINCT 36	473	211	44.61%	149	0	0
PRECINCT 37	425	203	47.76%	147	0	0
MONROE COUNTY						
<b>TOTALS</b>	<b>23433</b>	<b>12032</b>	<b>51.35%</b>	<b>8407</b>	<b>0</b>	<b>0</b>

General Election  
 Tuesday, November 02, 2010  
 Dennis M. Knobloch  
 Monroe County Clerk

20 JUDICIAL CIRCUIT  
 SHALL EACH OF THE PERSONS LISTED BE RETAINED IN OFFICE AS  
 JUDGE OF THE CIRCUIT COURT, TWENTIETH JUDICIAL CIRCUIT?  
 ROBERT P. LeCHIEN

	Registered Voters	Ballots Cast	Turnout	YES	NO
PRECINCT 1	290	158	54.48%	84	52
PRECINCT 2	358	164	45.81%	83	64
PRECINCT 3	773	393	50.84%	203	130
PRECINCT 4	844	429	50.83%	224	157
PRECINCT 5	524	286	54.58%	157	98
PRECINCT 6	673	374	55.57%	173	158
PRECINCT 7	456	230	50.44%	102	88
PRECINCT 8	700	379	54.14%	181	145
PRECINCT 9	680	344	50.59%	199	100
PRECINCT 10	374	181	48.40%	91	67
PRECINCT 11	530	287	54.15%	140	117
PRECINCT 12	594	288	48.48%	138	121
PRECINCT 13	453	248	54.75%	123	94
PRECINCT 14	817	431	52.75%	204	161
PRECINCT 15	468	227	48.50%	112	88
PRECINCT 16	668	331	49.55%	177	127
PRECINCT 17	562	244	43.42%	124	88
PRECINCT 18	731	357	48.84%	189	131
PRECINCT 19	559	316	56.53%	183	102
PRECINCT 20	794	352	44.33%	209	107
PRECINCT 21	696	361	51.87%	187	127
PRECINCT 22	537	326	60.71%	165	127
PRECINCT 23	517	270	52.22%	139	99
PRECINCT 24	937	480	51.23%	251	175
PRECINCT 25	789	446	56.53%	248	143
PRECINCT 26	1151	639	55.52%	323	228
PRECINCT 27	1321	733	55.49%	389	258
PRECINCT 28	557	277	49.73%	114	124
PRECINCT 29	597	328	54.94%	157	124
PRECINCT 30	673	369	54.83%	198	135
PRECINCT 31	491	219	44.60%	123	66
PRECINCT 32	416	179	43.03%	95	63
PRECINCT 33	383	179	46.74%	100	55
PRECINCT 34	1018	491	48.23%	256	175

**General Election**  
**Tuesday, November 02, 2010**  
Dennis M. Knobloch  
Monroe County Clerk

**20 JUDICIAL CIRCUIT**  
SHALL EACH OF THE PERSONS LISTED BE RETAINED IN OFFICE AS  
JUDGE OF THE CIRCUIT COURT, TWENTIETH JUDICIAL CIRCUIT?  
ROBERT P. LeCHIEN

	<b>Registered Voters</b>	<b>Ballots Cast</b>	<b>Turnout</b>	<b>YES</b>	<b>NO</b>
<b>PRECINCT 35</b>	604	302	50.00%	147	101
<b>PRECINCT 36</b>	473	211	44.61%	121	69
<b>PRECINCT 37</b>	425	203	47.76%	121	56
<b>MONROE COUNTY</b>					
<b>TOTALS</b>	<b>23433</b>	<b>12032</b>	<b>51.35%</b>	<b>6230</b>	<b>4320</b>

General Election  
 Tuesday, November 02, 2010  
 Dennis M. Knobloch  
 Monroe County Clerk

20 JUDICIAL CIRCUIT  
 SHALL EACH OF THE PERSONS LISTED BE RETAINED IN OFFICE AS  
 JUDGE OF THE CIRCUIT COURT, TWENTIETH JUDICIAL CIRCUIT?  
 C. JOHN BARICEVIC

	Registered Voters	Ballots Cast	Turnout	YES	NO
PRECINCT 1	290	158	54.48%	76	61
PRECINCT 2	358	164	45.81%	79	65
PRECINCT 3	773	393	50.84%	196	138
PRECINCT 4	844	429	50.83%	215	164
PRECINCT 5	524	286	54.58%	148	104
PRECINCT 6	673	374	55.57%	161	171
PRECINCT 7	456	230	50.44%	105	88
PRECINCT 8	700	379	54.14%	174	157
PRECINCT 9	680	344	50.59%	180	116
PRECINCT 10	374	181	48.40%	81	73
PRECINCT 11	530	287	54.15%	130	124
PRECINCT 12	594	288	48.48%	131	122
PRECINCT 13	453	248	54.75%	121	96
PRECINCT 14	817	431	52.75%	206	162
PRECINCT 15	468	227	48.50%	101	89
PRECINCT 16	668	331	49.55%	173	124
PRECINCT 17	562	244	43.42%	120	89
PRECINCT 18	731	357	48.84%	195	130
PRECINCT 19	559	316	56.53%	175	104
PRECINCT 20	794	352	44.33%	202	113
PRECINCT 21	696	361	51.87%	180	134
PRECINCT 22	537	326	60.71%	164	122
PRECINCT 23	517	270	52.22%	141	92
PRECINCT 24	937	480	51.23%	251	179
PRECINCT 25	789	446	56.53%	245	143
PRECINCT 26	1151	639	55.52%	317	239
PRECINCT 27	1321	733	55.49%	375	267
PRECINCT 28	557	277	49.73%	112	129
PRECINCT 29	597	328	54.94%	148	129
PRECINCT 30	673	369	54.83%	191	139
PRECINCT 31	491	219	44.60%	124	63
PRECINCT 32	416	179	43.03%	89	66
PRECINCT 33	383	179	46.74%	100	58
PRECINCT 34	1018	491	48.23%	245	185



**General Election**  
**Tuesday, November 02, 2010**  
Dennis M. Knobloch  
Monroe County Clerk

**20 JUDICIAL CIRCUIT**  
SHALL EACH OF THE PERSONS LISTED BE RETAINED IN OFFICE AS  
JUDGE OF THE CIRCUIT COURT, TWENTIETH JUDICIAL CIRCUIT?  
C. JOHN BARICEVIC

	<b>Registered Voters</b>	<b>Ballots Cast</b>	<b>Turnout</b>	<b>YES</b>	<b>NO</b>
<b>PRECINCT 35</b>	604	302	50.00%	151	106
<b>PRECINCT 36</b>	473	211	44.61%	115	75
<b>PRECINCT 37</b>	425	203	47.76%	119	60
<b>MONROE COUNTY</b>					
<b>TOTALS</b>	<b>23433</b>	<b>12032</b>	<b>51.35%</b>	<b>6036</b>	<b>4476</b>

General Election  
 Tuesday, November 02, 2010  
 Dennis M. Knobloch  
 Monroe County Clerk

20 JUDICIAL CIRCUIT  
 SHALL EACH OF THE PERSONS LISTED BE RETAINED IN OFFICE AS  
 JUDGE OF THE CIRCUIT COURT, TWENTIETH JUDICIAL CIRCUIT?  
 DENNIS G. HATCH

	Registered Voters	Ballots Cast	Turnout	YES	NO
PRECINCT 1	290	158	54.48%	88	47
PRECINCT 2	358	164	45.81%	87	59
PRECINCT 3	773	393	50.84%	204	128
PRECINCT 4	844	429	50.83%	227	151
PRECINCT 5	524	286	54.58%	159	93
PRECINCT 6	673	374	55.57%	177	150
PRECINCT 7	456	230	50.44%	106	82
PRECINCT 8	700	379	54.14%	187	141
PRECINCT 9	680	344	50.59%	185	114
PRECINCT 10	374	181	48.40%	83	69
PRECINCT 11	530	287	54.15%	138	111
PRECINCT 12	594	288	48.48%	134	119
PRECINCT 13	453	248	54.75%	121	93
PRECINCT 14	817	431	52.75%	214	149
PRECINCT 15	468	227	48.50%	108	88
PRECINCT 16	668	331	49.55%	180	116
PRECINCT 17	562	244	43.42%	127	83
PRECINCT 18	731	357	48.84%	196	127
PRECINCT 19	559	316	56.53%	182	101
PRECINCT 20	794	352	44.33%	206	105
PRECINCT 21	696	361	51.87%	183	130
PRECINCT 22	537	326	60.71%	165	122
PRECINCT 23	517	270	52.22%	148	87
PRECINCT 24	937	480	51.23%	256	168
PRECINCT 25	789	446	56.53%	246	136
PRECINCT 26	1151	639	55.52%	325	225
PRECINCT 27	1321	733	55.49%	382	259
PRECINCT 28	557	277	49.73%	124	116
PRECINCT 29	597	328	54.94%	156	121
PRECINCT 30	673	369	54.83%	205	120
PRECINCT 31	491	219	44.60%	128	58
PRECINCT 32	416	179	43.03%	95	61
PRECINCT 33	383	179	46.74%	106	51
PRECINCT 34	1018	491	48.23%	263	169

**General Election**  
**Tuesday, November 02, 2010**  
Dennis M. Knobloch  
Monroe County Clerk

**20 JUDICIAL CIRCUIT**  
SHALL EACH OF THE PERSONS LISTED BE RETAINED IN OFFICE AS  
JUDGE OF THE CIRCUIT COURT, TWENTIETH JUDICIAL CIRCUIT?  
DENNIS G. HATCH

	<b>Registered Voters</b>	<b>Ballots Cast</b>	<b>Turnout</b>	<b>YES</b>	<b>NO</b>
<b>PRECINCT 35</b>	604	302	50.00%	158	93
<b>PRECINCT 36</b>	473	211	44.61%	124	67
<b>PRECINCT 37</b>	425	203	47.76%	123	53
<b>MONROE COUNTY</b>					
<b>TOTALS</b>	<b>23433</b>	<b>12032</b>	<b>51.35%</b>	<b>6296</b>	<b>4162</b>

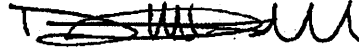
**CANVASS OF VOTES**  
**in Monroe County, Illinois at the General Election on Tuesday, November 2, 2010**

---

STATE OF ILLINOIS  
COUNTY OF MONROE

**20 JUDICIAL CIRCUIT**

I, Dennis M. Knobloch, Monroe County Clerk, do hereby certify that the above is a correct copy of the Canvass of votes cast at the General Election held in Monroe County on Tuesday, November 2, 2010. This canvass was made by the County Canvassing Board of Monroe County and is now on file in my office.



Dated: Friday, November 19, 2010

---

Dennis M. Knobloch, Monroe County Clerk