


10/5/2023 12:17 pm


C001 - MONROE COUNTY

Tax Year 2022											
Assessed (BoR Eq.)		State Equalized (1.00000)	Exemptions		Amount	State Category	Net Taxable Value	After EZ & TIF	Other Information	County	District
Land:	231,330,601	231,330,601	Home Improvement:	1,206,870	Farm:	137,282,529	137,282,529	PTELL:			
Farm Land:	41,870,727	41,870,727	Owner Occupied:	67,675,170	Residential:	830,321,670	830,321,670	New Property EAV:	15,624,380		15,624,380
Building:	943,804,829	943,804,829	Elderly:	17,399,544	Commercial:	119,244,505	111,672,150	Annexations EAV:	0		0
Farm Building:	9,530,740	9,530,740	Disabled Veteran:	100,000	Industrial:	11,688,970	11,688,970	Disconnection EAV:	0		0
State Assessed:	12,786,125	12,786,125	Senior Freeze:	17,071,339	Mineral:	0	0	Recovered TIF EAV	0		0
	1,239,323,022	1,239,323,022	:	0	Pollution Control:	0	0	Aggregate Extension:	7,008,625		
Less Assessments < 150	-16,449	-16,449	:	0	State Railroad:	12,786,125	12,786,125	Rate Increase:	0.00000		
	1,239,306,573	1,239,306,573	:	0	Local Railroad:	0	0	TIF Loss EAV:	7,572,355		
			:	0		1,111,323,799	1,103,751,444	EZ EAV Reduction:	0		
Less Exemptions		-127,982,774	Returning Veteran:	5,000	Overlapping Counties			EZ Tax Reduction:	0.00		
Net Taxable Value		1,111,323,799	Disabled Person:	472,000				Industrial Tax Abatement:	0.00		
			Disabled 50% Veteran	195,023							
			Disabled 70% Veteran	23,755,314							
			Leasehold Owner:	0							
			Natural Disaster:	0							
			Disabled 30% Veteran	102,514							
			127,982,774								

Fund	Levy Request	Max Rate	Auto Set To Max	Calculated Rate	Calculated Taxes	PTELL Factor	PTELL Rate	(w/overrides) Final Rate	Final Taxes	% of Total
001 Corporate	2,938,000	0.27000		0.26619	2,938,109.98			0.26619	2,938,109.98	36.21%
113 Nursing Home	750,000	0.00000		0.06796	750,118.17			0.06796	750,118.17	9.24%
005 Imrf	725,000	0.00000		0.06569	725,062.72			0.06569	725,062.72	8.94%
006 County Highway	1,118,000	0.12000		0.10130	1,118,113.16			0.10130	1,118,113.16	13.78%
008 Road District Bridge	203,000	0.05000		0.01840	203,092.62			0.01840	203,092.62	2.50%
018 Mental Health	445,000	0.15000		0.04032	445,037.74			0.04032	445,037.74	5.48%
021 Federal Aid Matching	119,000	0.05000		0.01079	119,096.16			0.01079	119,096.16	1.47%
022 Health Tax	301,000	0.07500		0.02728	301,106.88			0.02728	301,106.88	3.71%
035 Tort And Immunity	800,000	0.00000		0.07249	800,118.69			0.07249	800,118.69	9.86%
047 Social Security	500,000	0.00000		0.04531	500,115.57			0.04531	500,115.57	6.16%
053 Extension Council	185,000	0.05000		0.01677	185,101.26			0.01677	185,101.26	2.28%
054 General Assistance	12,000	0.10000		0.00109	12,031.03			0.00109	12,031.03	0.15%
209 Prior Year Adjustment (Sb508)	16,827	0.00000		0.00153	16,887.59			0.00153	16,887.59	0.21%
	8,112,827			0.73512	8,113,991.57			0.73512	8,113,991.57	100.00%




I, Jonathan McLean, County Clerk for Monroe County Illinois, do hereby certify this report to be a true and complete copy of the 2022 extension information.




Tax Year 2022											
Assessed (BoR Eq.)		State Equalized (1.00000)	Exemptions		Amount	State Category	Net Taxable Value	After EZ & TIF	Other Information	County	District
Land:	142,758,321	142,758,321	Home Improvement:	875,860	Farm:	122,972,691	122,972,691	PTELL:			
Farm Land:	36,130,888	36,130,888	Owner Occupied:	43,395,914	Residential:	482,080,131	482,080,131	New Property EAV:	10,782,720	10,782,720	
Building:	571,169,559	571,169,559	Elderly:	11,378,680	Commercial:	64,781,415	57,786,578	Annexations EAV:	0	0	
Farm Building:	8,137,170	8,137,170	Disabled Veteran:	100,000	Industrial:	4,686,740	4,686,740	Disconnection EAV:	0	0	
State Assessed:	9,574,157	9,574,157	Senior Freeze:	11,421,398	Mineral:	0	0	Recovered TIF EAV	0	0	
	767,770,095	767,770,095	:	0	Pollution Control:	0	0	Aggregate Extension:	328,042		
Less Assessments < 150	-13,248	-13,248	:	0	State Railroad:	9,574,157	9,574,157	Rate Increase:	0.00000		
	767,756,847	767,756,847	:	0	Local Railroad:	0	0	TIF Loss EAV:	6,994,837		
			:	0		684,095,134	677,100,297	EZ EAV Reduction:	0		
Less Exemptions		-83,661,713	Returning Veteran:	5,000	Overlapping Counties			EZ Tax Reduction:	0.00		
Net Taxable Value		684,095,134	Disabled Person:	348,000				Industrial Tax Abatement:	0.00		
			Disabled 50% Veteran	130,023							
			Disabled 70% Veteran	15,924,324							
			Leasehold Owner:	0							
			Natural Disaster:	0							
			Disabled 30% Veteran	82,514							
				83,661,713							

Fund	Levy Request	Max Rate	Auto Set To Max	Calculated Rate	Calculated Taxes	PTELL Factor	PTELL Rate	(w/overrides) Final Rate	Final Taxes	% of Total
064 Ambulance Service	440,000	0.25000		0.06499	440,047.08			0.06499	440,047.08	100.00%
209 Prior Year Adjustment (Sb508)	0	0.00000		0.00000	0.00			0.00000	0.00	0.00%
	440,000			0.06499	440,047.08			0.06499	440,047.08	100.00%



I, Jonathan McLean, County Clerk for Monroe County Illinois, do hereby certify this report to be a true and complete copy of the 2022 extension information.




10/5/2023 12:17 pm


F001 - WATERLOO FIRE DIST

Tax Year 2022											
Assessed (BoR Eq.)		State Equalized (1.00000)	Exemptions		Amount	State Category	Net Taxable Value	After EZ & TIF	Other Information	County	District
Land:	115,073,905	115,073,905	Home Improvement:	542,400	Farm:	51,769,353	51,769,353	PTELL:			
Farm Land:	10,666,656	10,666,656	Owner Occupied:	31,972,834	Residential:	392,959,952	392,959,952	New Property EAV:	8,828,880		8,828,880
Building:	438,059,056	438,059,056	Elderly:	8,500,748	Commercial:	54,550,295	54,550,295	Annexations EAV:	0		0
Farm Building:	2,490,500	2,490,500	Disabled Veteran:	0	Industrial:	3,307,580	3,307,580	Disconnection EAV:	0		0
State Assessed:	0	0	Senior Freeze:	8,814,928	Mineral:	0	0	Recovered TIF EAV	0		0
	566,290,117	566,290,117	:	0	Pollution Control:	0	0	Aggregate Extension:	0		
Less Assessments < 150	-4,237	-4,237	:	0	State Railroad:	0	0	Rate Increase:	0.00000		
	566,285,880	566,285,880	:	0	Local Railroad:	0	0	TIF Loss EAV:	0		
			:	0		502,587,180	502,587,180	EZ EAV Reduction:	0		
Less Exemptions		-63,698,700	Returning Veteran:	5,000	Overlapping Counties			EZ Tax Reduction:	0.00		
Net Taxable Value		502,587,180	Disabled Person:	230,000	St. Clair (Actual)		2,806,864	Industrial Tax Abatement:	0.00		
			Disabled 50% Veteran	92,931	505,394,044						
			Disabled 70% Veteran	13,489,845							
			Leasehold Owner:	0							
			Natural Disaster:	0							
			Disabled 30% Veteran	50,014							
			63,698,700								

Fund	Levy Request	Max Rate	Auto Set To Max	Calculated Rate	Calculated Taxes	PTELL Factor	PTELL Rate	(w/overrides) Final Rate	Final Taxes	% of Total
001 Corporate	1,147,500	0.30000		0.22706	1,141,174.25			0.22706	1,141,174.25	95.62%
027 Audit	7,500	0.00500		0.00149	7,488.55			0.00149	7,488.55	0.63%
035 Insurance	45,000	0.00000		0.00891	44,780.51			0.00891	44,780.51	3.75%
	1,200,000			0.23746	1,193,443.31			0.23746	1,193,443.31	100.00%



I, Jonathan McLean, County Clerk for Monroe County Illinois, do hereby certify this report to be a true and complete copy of the 2022 extension information.




10/5/2023 12:17 pm


F002 - COLUMBIA FIRE DIST

Tax Year 2022											
Assessed (BoR Eq.)		State Equalized (1.00000)	Exemptions		Amount	State Category	Net Taxable Value	After EZ & TIF	Other Information	County	District
Land:	88,572,280	88,572,280	Home Improvement:	331,010	Farm:	14,309,838	14,309,838	PTELL:			
Farm Land:	5,739,839	5,739,839	Owner Occupied:	24,279,256	Residential:	348,241,539	348,241,539	New Property EAV:	4,841,660		5,376,237
Building:	372,635,270	372,635,270	Elderly:	6,020,864	Commercial:	54,463,090	53,885,572	Annexations EAV:	0		0
Farm Building:	1,393,570	1,393,570	Disabled Veteran:	0	Industrial:	7,002,230	7,002,230	Disconnection EAV:	0		0
State Assessed:	3,211,968	3,211,968	Senior Freeze:	5,649,941	Mineral:	0	0	Recovered TIF EAV	0		0
	471,552,927	471,552,927	:	0	Pollution Control:	0	0	Aggregate Extension:	0		
Less Assessments < 150	-3,201	-3,201	:	0	State Railroad:	3,211,968	3,211,968	Rate Increase:	0.00000		
	471,549,726	471,549,726	:	0	Local Railroad:	0	0	TIF Loss EAV:	577,518		
			:	0		427,228,665	426,651,147	EZ EAV Reduction:	0		
Less Exemptions		-44,321,061	Returning Veteran:	0	Overlapping Counties			EZ Tax Reduction:	0.00		
Net Taxable Value		427,228,665	Disabled Person:	124,000	St. Clair (Actual)		44,294,067	Industrial Tax Abatement:	0.00		
			Disabled 50% Veteran	65,000							
			Disabled 70% Veteran	7,830,990							
			Leasehold Owner:	0							
			Natural Disaster:	0							
			Disabled 30% Veteran	20,000							
			44,321,061								

Fund	Levy Request	Max Rate	Auto Set To Max	Calculated Rate	Calculated Taxes	PTELL Factor	PTELL Rate	(w/overrides) Final Rate	Final Taxes	% of Total
001 Corporate	948,000	0.25000		0.20130	858,848.67			0.20130	858,848.67	77.64%
035 Tort And Immunity	48,000	0.00000		0.01020	43,518.41			0.01020	43,518.41	3.93%
064 Ambulance Service	225,000	0.30000		0.04778	203,853.90			0.04778	203,853.90	18.43%
	1,221,000			0.25928	1,106,220.98			0.25928	1,106,220.98	100.00%



I, Jonathan McLean, County Clerk for Monroe County Illinois, do hereby certify this report to be a true and complete copy of the 2022 extension information.




10/5/2023 12:17 pm


F003 - HECKER FIRE DIST

Tax Year 2022											
Assessed (BoR Eq.)		State Equalized (1.00000)	Exemptions		Amount	State Category	Net Taxable Value	After EZ & TIF	Other Information	County	District
Land:	6,642,880	6,642,880	Home Improvement:	130,200	Farm:	11,856,930	11,856,930	PTELL:			
Farm Land:	3,128,976	3,128,976	Owner Occupied:	2,820,510	Residential:	25,038,669	25,038,669	New Property EAV:	516,430		670,889
Building:	32,672,780	32,672,780	Elderly:	727,932	Commercial:	1,069,960	1,069,960	Annexations EAV:	0		0
Farm Building:	1,011,470	1,011,470	Disabled Veteran:	0	Industrial:	68,960	68,960	Disconnection EAV:	0		0
State Assessed:	0	0	Senior Freeze:	1,030,060	Mineral:	0	0	Recovered TIF EAV	0		0
	43,456,106	43,456,106	:	0	Pollution Control:	0	0	Aggregate Extension:	0		
Less Assessments < 150	-354	-354	:	0	State Railroad:	0	0	Rate Increase:	0.00000		
	43,455,752	43,455,752	:	0	Local Railroad:	0	0	TIF Loss EAV:	0		
			:	0		38,034,519	38,034,519	EZ EAV Reduction:	0		
Less Exemptions		-5,421,233	Returning Veteran:	0	Overlapping Counties			EZ Tax Reduction:	0.00		
Net Taxable Value		38,034,519	Disabled Person:	34,000	St. Clair (Actual)		31,168,126	Industrial Tax Abatement:	0.00		
			Disabled 50% Veteran:	0	69,202,645						
			Disabled 70% Veteran:	663,531							
			Leasehold Owner:	0							
			Natural Disaster:	0							
			Disabled 30% Veteran:	15,000							
			5,421,233								

Fund	Levy Request	Max Rate	Auto Set To Max	Calculated Rate	Calculated Taxes	PTELL Factor	PTELL Rate	(w/overrides) Final Rate	Final Taxes	% of Total
001 Corporate	199,500	0.30000		0.28829	109,649.79			0.28829	109,649.79	90.88%
027 Audit	2,000	0.00500		0.00290	1,103.00			0.00290	1,103.00	0.91%
035 Tort And Immunity	18,000	0.00000		0.02602	9,896.59			0.02602	9,896.59	8.20%
	219,500			0.31721	120,649.38			0.31721	120,649.38	100.00%





I, Jonathan McLean, County Clerk for Monroe County Illinois, do hereby certify this report to be a true and complete copy of the 2022 extension information.



Tax Year 2022											
Assessed (BoR Eq.)		State Equalized (1.00000)	Exemptions		Amount	State Category	Net Taxable Value	After EZ & TIF	Other Information	County	District
Land:	83,690	83,690	Home Improvement:	0	Farm:	504,185	504,185	PTELL:			
Farm Land:	116,775	116,775	Owner Occupied:	36,000	Residential:	234,100	234,100	New Property EAV:	0		9,875
Building:	428,430	428,430	Elderly:	10,000	Commercial:	0	0	Annexations EAV:	0		0
Farm Building:	155,390	155,390	Disabled Veteran:	0	Industrial:	0	0	Disconnection EAV:	0		0
State Assessed:	0	0	Senior Freeze:	0	Mineral:	0	0	Recovered TIF EAV	0		0
	784,285	784,285	:	0	Pollution Control:	0	0	Aggregate Extension:	0		
			:	0	State Railroad:	0	0	Rate Increase:	0.00000		
			:	0	Local Railroad:	0	0	TIF Loss EAV:	0		
			:	0		738,285	738,285	EZ EAV Reduction:	0		
Less Exemptions		-46,000	Returning Veteran:	0	Overlapping Counties			EZ Tax Reduction:	0.00		
Net Taxable Value		738,285	Disabled Person:	0	St. Clair (Actual)		50,908,498	Industrial Tax Abatement:	0.00		
			Disabled 50% Veteran	0							
			Disabled 70% Veteran	0							
			Leasehold Owner:	0							
			Natural Disaster:	0							
			Disabled 30% Veteran	0							
				46,000							

Fund	Levy Request	Max Rate	Auto Set To Max	Calculated Rate	Calculated Taxes	PTLL Factor	PTLL Rate	(w/overrides) Final Rate	Final Taxes	% of Total
001 Corporate	151,404	0.30000		0.29316	2,164.36			0.29316	2,164.36	46.41%
027 Audit	2,445	0.00500		0.00474	34.99			0.00474	34.99	0.75%
035 Tort And Immunity	21,000	0.00000		0.04067	300.26			0.04067	300.26	6.44%
064 Ambulance Service	151,404	0.30000		0.29316	2,164.35			0.29316	2,164.35	46.41%
	326,253			0.63173	4,663.96			0.63173	4,663.96	100.00%


I, Jonathan McLean, County Clerk for Monroe County Illinois, do hereby certify this report to be a true and complete copy of the 2022 extension information.




10/5/2023 12:17 pm


F005 - VALMEYER FIRE DIST

Tax Year 2022											
Assessed (BoR Eq.)		State Equalized (1.00000)	Exemptions		Amount	State Category	Net Taxable Value	After EZ & TIF	Other Information	County	District
Land:	6,909,531	6,909,531	Home Improvement:	23,420	Farm:	13,845,329	13,845,329	PTELL:			
Farm Land:	7,649,976	7,649,976	Owner Occupied:	3,185,540	Residential:	27,127,785	27,127,785	New Property EAV:	403,420		403,420
Building:	39,517,130	39,517,130	Elderly:	700,000	Commercial:	8,560,580	1,565,743	Annexations EAV:	0		0
Farm Building:	1,242,010	1,242,010	Disabled Veteran:	0	Industrial:	954,320	954,320	Disconnection EAV:	0		0
State Assessed:	4,813,907	4,813,907	Senior Freeze:	608,100	Mineral:	0	0	Recovered TIF EAV	0		0
	60,132,554	60,132,554	:	0	Pollution Control:	0	0	Aggregate Extension:	206,897		
Less Assessments < 150	-5,531	-5,531	:	0	State Railroad:	4,813,907	4,813,907	Rate Increase:	0.00000		
	60,127,023	60,127,023	:	0	Local Railroad:	0	0	TIF Loss EAV:	6,994,837		
			:	0		55,301,921	48,307,084	EZ EAV Reduction:	0		
Less Exemptions		-4,825,102	Returning Veteran:	0	Overlapping Counties			EZ Tax Reduction:	0.00		
Net Taxable Value		55,301,921	Disabled Person:	34,000				Industrial Tax Abatement:	0.00		
			Disabled 50% Veteran:	27,932							
			Disabled 70% Veteran:	243,610							
			Leasehold Owner:	0							
			Natural Disaster:	0							
			Disabled 30% Veteran:	2,500							
			4,825,102								

Fund	Levy Request	Max Rate	Auto Set To Max	Calculated Rate	Calculated Taxes	PTELL Factor	PTELL Rate	(w/overrides) Final Rate	Final Taxes	% of Total
001 Corporate	201,617	0.45554		0.41737	201,619.46			0.41737	201,619.46	92.27%
035 Tort And Immunity	16,000	0.00000		0.03313	16,004.15			0.03313	16,004.15	7.32%
209 Prior Year Adjustment (Sb508)	884	0.00000		0.00183	884.02			0.00183	884.02	0.40%
	218,501			0.45233	218,507.63			0.45233	218,507.63	100.00%




I, Jonathan McLean, County Clerk for Monroe County Illinois, do hereby certify this report to be a true and complete copy of the 2022 extension information.




Tax Year 2022											
Assessed (BoR Eq.)		State Equalized (1.00000)	Exemptions		Amount	State Category	Net Taxable Value	After EZ & TIF	Other Information	County	District
Land:	5,484,055	5,484,055	Home Improvement:	67,370	Farm:	17,921,062	17,921,062	PTELL:			
Farm Land:	6,029,618	6,029,618	Owner Occupied:	2,208,000	Residential:	14,060,454	14,060,454	New Property EAV:	525,830		525,830
Building:	23,758,480	23,758,480	Elderly:	555,000	Commercial:	59,650	59,650	Annexations EAV:	0		0
Farm Building:	1,027,210	1,027,210	Disabled Veteran:	100,000	Industrial:	295,960	295,960	Disconnection EAV:	0		0
State Assessed:	3,236,240	3,236,240	Senior Freeze:	298,860	Mineral:	0	0	Recovered TIF EAV	0		0
	39,535,603	39,535,603	:	0	Pollution Control:	0	0	Aggregate Extension:	122,615		
Less Assessments < 150	-1,011	-1,011	:	0	State Railroad:	3,236,240	3,236,240	Rate Increase:	0.00000		
	39,534,592	39,534,592	:	0	Local Railroad:	0	0	TIF Loss EAV:	0		
			:	0		35,573,366	35,573,366	EZ EAV Reduction:	0		
Less Exemptions		-3,961,226	Returning Veteran:	0	Overlapping Counties			EZ Tax Reduction:	0.00		
Net Taxable Value		35,573,366	Disabled Person:	24,000				Industrial Tax Abatement:	0.00		
			Disabled 50% Veteran:	0							
			Disabled 70% Veteran:	700,496							
			Leasehold Owner:	0							
			Natural Disaster:	0							
			Disabled 30% Veteran:	7,500							
			3,961,226								

Fund	Levy Request	Max Rate	Auto Set To Max	Calculated Rate	Calculated Taxes	PTELL Factor	PTELL Rate	(w/overrides) Final Rate	Final Taxes	% of Total
001 Corporate	116,243	0.40000		0.32677	116,243.13			0.32677	116,243.13	90.02%
003 Fire Protection Improv. Bonds	0	0.00000		0.00000	0.00			0.00000	0.00	0.00%
035 Tort And Immunity	12,500	0.00000		0.03514	12,500.49			0.03514	12,500.49	9.68%
209 Prior Year Adjustment (Sb508)	378	0.00000		0.00107	380.64			0.00107	380.64	0.29%
	129,121			0.36298	129,124.26			0.36298	129,124.26	100.00%




I, Jonathan McLean, County Clerk for Monroe County Illinois, do hereby certify this report to be a true and complete copy of the 2022 extension information.




10/5/2023 12:17 pm

J522 - S.W. ILLINOIS COLLEGE #522


		State Equalized (1.00000)			State Category	Net Taxable Value	After EZ & TIF	Other Information	County	District
Assessed (BoR Eq.)			Exemptions	Amount						
Land:	231,330,601	231,330,601	Home Improvement:	1,206,870	Farm:	137,282,529	137,282,529	PTELL:		
Farm Land:	41,870,727	41,870,727	Owner Occupied:	67,675,170	Residential:	830,321,670	830,321,670	New Property EAV:	15,624,380	85,639,047
Building:	943,804,829	943,804,829	Elderly:	17,399,544	Commercial:	119,244,505	111,672,150	Annexations EAV:	0	66,505
Farm Building:	9,530,740	9,530,740	Disabled Veteran:	100,000	Industrial:	11,688,970	11,688,970	Disconnection EAV:	0	0
State Assessed:	12,786,125	12,786,125	Senior Freeze:	17,071,339	Mineral:	0	0	Recovered TIF EAV	0	65,814,399
	1,239,323,022	1,239,323,022	:	0	Pollution Control:	0	0	Aggregate Extension:	0	
Less Assessments < 150	-16,449	-16,449	:	0	State Railroad:	12,786,125	12,786,125	Rate Increase:	0.00000	
	1,239,306,573	1,239,306,573	:	0	Local Railroad:	0	0	TIF Loss EAV:	7,572,355	
			:	0		1,111,323,799	1,103,751,444	EZ EAV Reduction:	0	
Less Exemptions		-127,982,774	Returning Veteran:	5,000	Overlapping Counties			EZ Tax Reduction:	0.00	
Net Taxable Value		1,111,323,799	Disabled Person:	472,000	St. Clair (Actual)		4,235,811,926	Industrial Tax Abatement:	0.00	
			Disabled 50% Veteran:	195,023	Montgomery (Actual)		247,698			
			Disabled 70% Veteran:	23,755,314	Madison (Actual)		2,612,865,479			
			Leasehold Owner:	0	Perry (Estimate)		2,864,013			
			Natural Disaster:	0	Randolph (Actual)		526,198,385			
			Disabled 30% Veteran:	102,514	Washington (Actual)		83,000,815			
				127,982,774	Bond (Estimate)		16,807,297			
							8,581,547,057			




I, Jonathan McLean, County Clerk for Monroe County Illinois, do hereby certify this report to be a true and complete copy of the 2022 extension information.



Tax Year 2022										
Fund	Levy Request	Max Rate	Auto Set To Max	Calculated Rate	Calculated Taxes	PTELL Factor	PTELL Rate	(w/overrides) Final Rate	Final Taxes	% of Total
002 Education	11,013,754	0.13200		0.12835	1,416,664.91			0.12835	1,416,664.91	30.81%
003 Bonds And Interest	4,518,499	0.00000		0.05266	581,235.49			0.05266	581,235.49	12.64%
004 Building And Maintenance	2,336,251	0.02800		0.02723	300,551.51			0.02723	300,551.51	6.54%
027 Audit	85,000	0.00500		0.00100	11,037.51			0.00100	11,037.51	0.24%
032 Fire And Safety	3,250,000	0.05000		0.03788	418,101.03			0.03788	418,101.03	9.09%
035 Tort And Immunity	3,655,000	0.00000		0.04260	470,198.10			0.04260	470,198.10	10.23%
047 Social Security	595,000	0.00000		0.00694	76,600.35			0.00694	76,600.35	1.67%
149 Equalization Factor	10,287,848	0.13970		0.11989	1,323,287.55			0.11989	1,323,287.55	28.78%
	35,741,352			0.41655	4,597,676.45			0.41655	4,597,676.45	100.00%



I, Jonathan McLean, County Clerk for Monroe County Illinois, do hereby certify this report to be a true and complete copy of the 2022 extension information.




10/5/2023 12:17 pm


L007 - VALMEYER LIBRARY

Tax Year 2022									
Assessed (BoR Eq.)	State Equalized (1.00000)		Exemptions	Amount	State Category	Net Taxable Value	After EZ & TIF	Other Information	County District
Land:	10,682,811	10,682,811	Home Improvement:	81,010	Farm:	29,574,489	29,574,489	PTELL:	
Farm Land:	15,571,002	15,571,002	Owner Occupied:	4,655,540	Residential:	37,186,149	37,186,149	New Property EAV:	645,190 645,190
Building:	55,500,160	55,500,160	Elderly:	1,070,000	Commercial:	8,655,790	1,660,953	Annexations EAV:	0 0
Farm Building:	2,359,770	2,359,770	Disabled Veteran:	0	Industrial:	1,305,520	1,305,520	Disconnection EAV:	0 0
State Assessed:	10,206,292	10,206,292	Senior Freeze:	811,130	Mineral:	0	0	Recovered TIF EAV	0 0
	94,320,035	94,320,035	:	0	Pollution Control:	0	0	Aggregate Extension:	68,855
Less Assessments < 150	-6,897	-6,897	:	0	State Railroad:	10,206,292	10,206,292	Rate Increase:	0.00000
	94,313,138	94,313,138	:	0	Local Railroad:	0	0	TIF Loss EAV:	6,994,837
			:	0		86,928,240	79,933,403	EZ EAV Reduction:	0
Less Exemptions		-7,384,898	Returning Veteran:	0	Overlapping Counties			EZ Tax Reduction:	0.00
Net Taxable Value		86,928,240	Disabled Person:	46,000				Industrial Tax Abatement:	0.00
			Disabled 50% Veteran:	27,932					
			Disabled 70% Veteran:	688,286					
			Leasehold Owner:	0					
			Natural Disaster:	0					
			Disabled 30% Veteran:	5,000					
				7,384,898					

Fund	Levy Request	Max Rate	Auto Set To Max	Calculated Rate	Calculated Taxes	PTELL Factor	PTELL Rate	(w/overrides) Final Rate	Final Taxes	% of Total
001 Corporate	68,848	0.13000		0.08614	68,854.81			0.08614	68,854.81	99.71%
209 Prior Year Adjustment (Sb508)	198	0.00000		0.00025	199.83			0.00025	199.83	0.29%
	69,046			0.08639	69,054.64			0.08639	69,054.64	100.00%



I, Jonathan McLean, County Clerk for Monroe County Illinois, do hereby certify this report to be a true and complete copy of the 2022 extension information.




10/5/2023 12:17 pm


L008 - NEW ATHENS LIBRARY

Tax Year 2022									
Assessed (BoR Eq.)	State Equalized (1.00000)		Exemptions	Amount	State Category	Net Taxable Value	After EZ & TIF	Other Information	County District
Land:	691,810	691,810	Home Improvement:	4,180	Farm:	1,603,641	1,603,641	PTELL:	
Farm Land:	543,171	543,171	Owner Occupied:	342,000	Residential:	2,629,290	2,629,290	New Property EAV:	45,830 330,060
Building:	3,288,110	3,288,110	Elderly:	110,000	Commercial:	0	0	Annexations EAV:	0 0
Farm Building:	260,610	260,610	Disabled Veteran:	0	Industrial:	0	0	Disconnection EAV:	0 0
State Assessed:	0	0	Senior Freeze:	59,780	Mineral:	0	0	Recovered TIF EAV:	0 0
	4,783,701	4,783,701	:	0	Pollution Control:	0	0	Aggregate Extension:	0
Less Assessments < 150	-90	-90	:	0	State Railroad:	0	0	Rate Increase:	0.00000
	4,783,611	4,783,611	:	0	Local Railroad:	0	0	TIF Loss EAV:	0
			:	0		4,232,931	4,232,931	EZ EAV Reduction:	0
Less Exemptions		-550,680	Returning Veteran:	0	Overlapping Counties			EZ Tax Reduction:	0.00
Net Taxable Value		4,232,931	Disabled Person:	4,000	St. Clair (Actual)		75,591,839	Industrial Tax Abatement:	0.00
			Disabled 50% Veteran:	0			79,824,770		
			Disabled 70% Veteran:	28,220					
			Leasehold Owner:	0					
			Natural Disaster:	0					
			Disabled 30% Veteran:	2,500					
				550,680					

Fund	Levy Request	Max Rate	Auto Set To Max	Calculated Rate	Calculated Taxes	PTELL Factor	PTELL Rate	(w/overrides) Final Rate	Final Taxes	% of Total
001 Corporate	112,500	0.15000		0.14094	5,965.89			0.14094	5,965.89	67.16%
004 Equipment And Building	15,000	0.02000		0.01880	795.79			0.01880	795.79	8.96%
027 Audit	3,500	0.00500		0.00439	185.83			0.00439	185.83	2.09%
047 Social Security	15,000	0.00000		0.01880	795.79			0.01880	795.79	8.96%
062 Workmens Compensation	21,500	0.00000		0.02694	1,140.35			0.02694	1,140.35	12.84%
	167,500			0.20987	8,883.65			0.20987	8,883.65	100.00%



I, Jonathan McLean, County Clerk for Monroe County Illinois, do hereby certify this report to be a true and complete copy of the 2022 extension information.




10/5/2023 12:17 pm


M001 - PRAIRIE DU PONT

Tax Year 2022											
Assessed (BoR Eq.)		State Equalized (1.00000)	Exemptions		Amount	State Category	Net Taxable Value	After EZ & TIF	Other Information	County	District
Land:	686,220	686,220	Home Improvement:	0	Farm:	809,497	809,497	PTELL:			
Farm Land:	471,027	471,027	Owner Occupied:	84,000	Residential:	971,170	971,170	New Property EAV:	0		170,751
Building:	2,351,680	2,351,680	Elderly:	30,000	Commercial:	1,753,260	1,753,260	Annexations EAV:	0		0
Farm Building:	157,130	157,130	Disabled Veteran:	0	Industrial:	0	0	Disconnection EAV:	0		0
State Assessed:	481,391	481,391	Senior Freeze:	15,830	Mineral:	0	0	Recovered TIF EAV	0		0
	4,147,448	4,147,448	:	0	Pollution Control:	0	0	Aggregate Extension:	0		
Less Assessments < 150	-300	-300	:	0	State Railroad:	481,391	481,391	Rate Increase:	0.00000		
	4,147,148	4,147,148	:	0	Local Railroad:	0	0	TIF Loss EAV:	0		
			:	0		4,015,318	4,015,318	EZ EAV Reduction:	0		
Less Exemptions		-131,830	Returning Veteran:	0	Overlapping Counties			EZ Tax Reduction:	0.00		
Net Taxable Value		4,015,318	Disabled Person:	2,000	St. Clair (Actual)		65,499,680	Industrial Tax Abatement:	0.00		
			Disabled 50% Veteran	0	69,514,998						
			Disabled 70% Veteran	0							
			Leasehold Owner:	0							
			Natural Disaster:	0							
			Disabled 30% Veteran	0							
			131,830								

Fund	Levy Request	Max Rate	Auto Set To Max	Calculated Rate	Calculated Taxes	PTELL Factor	PTELL Rate	(w/overrides) Final Rate	Final Taxes	% of Total
001 Corporate	213,150	0.33000		0.30663	12,312.17			0.30663	12,312.17	60.48%
003 Bonds And Interest	94,301	0.00000		0.13566	5,447.18			0.13566	5,447.18	26.76%
005 Imrf	0	0.00000		0.00000	0.00			0.00000	0.00	0.00%
035 Tort And Immunity	35,000	0.00000		0.05035	2,021.71			0.05035	2,021.71	9.93%
047 Social Security	10,000	0.00000		0.01439	577.80			0.01439	577.80	2.84%
	352,451			0.50703	20,358.86			0.50703	20,358.86	100.00%



I, Jonathan McLean, County Clerk for Monroe County Illinois, do hereby certify this report to be a true and complete copy of the 2022 extension information.




10/5/2023 12:17 pm


M003 - WATERLOO PARK

Tax Year 2022											
Assessed (BoR Eq.)		State Equalized (1.00000)	Exemptions		Amount	State Category	Net Taxable Value	After EZ & TIF	Other Information	County	District
Land:	71,882,990	71,882,990	Home Improvement:	167,810	Farm:	1,151,707	1,151,707	PTELL:			
Farm Land:	470,024	470,024	Owner Occupied:	20,088,773	Residential:	252,223,064	252,223,064	New Property EAV:	5,304,340		5,304,340
Building:	267,644,965	267,644,965	Elderly:	5,386,768	Commercial:	48,950,335	48,950,335	Annexations EAV:	0		0
Farm Building:	85,530	85,530	Disabled Veteran:	0	Industrial:	447,820	447,820	Disconnection EAV:	0		0
State Assessed:	0	0	Senior Freeze:	4,884,850	Mineral:	0	0	Recovered TIF EAV	0		0
	340,083,509	340,083,509	:	0	Pollution Control:	0	0	Aggregate Extension:	321,193		
Less Assessments < 150	-1,337	-1,337	:	0	State Railroad:	0	0	Rate Increase:	0.00000		
	340,082,172	340,082,172	:	0	Local Railroad:	0	0	TIF Loss EAV:	0		
			:	0		302,772,926	302,772,926	EZ EAV Reduction:	0		
Less Exemptions		-37,309,246	Returning Veteran:	5,000	Overlapping Counties			EZ Tax Reduction:	0.00		
Net Taxable Value		302,772,926	Disabled Person:	144,000				Industrial Tax Abatement:	0.00		
			Disabled 50% Veteran	65,000							
			Disabled 70% Veteran	6,534,531							
			Leasehold Owner:	0							
			Natural Disaster:	0							
			Disabled 30% Veteran	32,514							
			37,309,246								

Fund	Levy Request	Max Rate	Auto Set To Max	Calculated Rate	Calculated Taxes	PTELL Factor	PTELL Rate	(w/overrides) Final Rate	Final Taxes	% of Total
001 Corporate	302,225	0.10000		0.09982	302,227.74			0.09982	302,227.74	81.97%
003 Bonds 133	30,559	0.00000		0.01010	30,580.05			0.01010	30,580.05	8.29%
035 Tort And Immunity	35,026	0.00000		0.01157	35,030.80			0.01157	35,030.80	9.50%
209 Prior Year Adjustment (Sb508)	862	0.00000		0.00029	878.04			0.00029	878.04	0.24%
	368,672			0.12178	368,716.63			0.12178	368,716.63	100.00%



I, Jonathan McLean, County Clerk for Monroe County Illinois, do hereby certify this report to be a true and complete copy of the 2022 extension information.




10/5/2023 12:17 pm


M004 - WATERLOO CEMETERY

Tax Year 2022											
Assessed (BoR Eq.)		State Equalized (1.00000)	Exemptions		Amount	State Category	Net Taxable Value	After EZ & TIF	Other Information	County	District
Land:	71,882,990	71,882,990	Home Improvement:	167,810	Farm:	1,151,707	1,151,707	PTELL:			
Farm Land:	470,024	470,024	Owner Occupied:	20,088,773	Residential:	252,223,064	252,223,064	New Property EAV:	5,304,340		5,304,340
Building:	267,644,965	267,644,965	Elderly:	5,386,768	Commercial:	48,950,335	48,950,335	Annexations EAV:	0		0
Farm Building:	85,530	85,530	Disabled Veteran:	0	Industrial:	447,820	447,820	Disconnection EAV:	0		0
State Assessed:	0	0	Senior Freeze:	4,884,850	Mineral:	0	0	Recovered TIF EAV	0		0
	340,083,509	340,083,509	:	0	Pollution Control:	0	0	Aggregate Extension:	12,219		
Less Assessments < 150	-1,337	-1,337	:	0	State Railroad:	0	0	Rate Increase:	0.00000		
	340,082,172	340,082,172	:	0	Local Railroad:	0	0	TIF Loss EAV:	0		
			:	0		302,772,926	302,772,926	EZ EAV Reduction:	0		
Less Exemptions		-37,309,246	Returning Veteran:	5,000	Overlapping Counties			EZ Tax Reduction:	0.00		
Net Taxable Value		302,772,926	Disabled Person:	144,000				Industrial Tax Abatement:	0.00		
			Disabled 50% Veteran	65,000							
			Disabled 70% Veteran	6,534,531							
			Leasehold Owner:	0							
			Natural Disaster:	0							
			Disabled 30% Veteran	32,514							
			37,309,246								

Fund	Levy Request	Max Rate	Auto Set To Max	Calculated Rate	Calculated Taxes	PTELL Factor	PTELL Rate	(w/overrides) Final Rate	Final Taxes	% of Total
001 Corporate	12,860	0.06000		0.00425	12,867.57			0.00425	12,867.57	99.77%
209 Prior Year Adjustment (Sb508)	30	0.00000		0.00001	30.28			0.00001	30.28	0.23%
	12,890			0.00426	12,897.85			0.00426	12,897.85	100.00%



I, Jonathan McLean, County Clerk for Monroe County Illinois, do hereby certify this report to be a true and complete copy of the 2022 extension information.




10/5/2023 12:17 pm


M005 - COLUMBIA LEVEE

Tax Year 2022											
Assessed (BoR Eq.)		State Equalized (1.00000)	Exemptions		Amount	State Category	Net Taxable Value	After EZ & TIF	Other Information	County	District
Land:	197,815	197,815	Home Improvement:	1,890	Farm:	4,677,740	4,677,740	PTELL:			
Farm Land:	3,446,078	3,446,078	Owner Occupied:	144,000	Residential:	967,210	967,210	New Property EAV:	35,620		35,620
Building:	1,764,270	1,764,270	Elderly:	50,000	Commercial:	42,740	42,740	Annexations EAV:	0		0
Farm Building:	534,110	534,110	Disabled Veteran:	0	Industrial:	0	0	Disconnection EAV:	0		0
State Assessed:	2,447,407	2,447,407	Senior Freeze:	4,500	Mineral:	0	0	Recovered TIF EAV	0		0
	8,389,680	8,389,680	:	0	Pollution Control:	0	0	Aggregate Extension:	0		
Less Assessments < 150	-393	-393	:	0	State Railroad:	2,447,407	2,447,407	Rate Increase:	0.00000		
	8,389,287	8,389,287	:	0	Local Railroad:	0	0	TIF Loss EAV:	0		
			:	0		8,135,097	8,135,097	EZ EAV Reduction:	0		
Less Exemptions		-254,190	Returning Veteran:	0	Overlapping Counties			EZ Tax Reduction:	0.00		
Net Taxable Value		8,135,097	Disabled Person:	0				Industrial Tax Abatement:	0.00		
			Disabled 50% Veteran:	0							
			Disabled 70% Veteran:	53,800							
			Leasehold Owner:	0							
			Natural Disaster:	0							
			Disabled 30% Veteran:	0							
				254,190							

Fund	Levy Request	Max Rate	Auto Set To Max	Calculated Rate	Calculated Taxes	PTELL Factor	PTELL Rate	(w/overrides) Final Rate	Final Taxes	% of Total
023 Special Service Area	100,000	0.00000		1.22925	100,000.65			1.22925	100,000.65	100.00%
	100,000			1.22925	100,000.65			1.22925	100,000.65	100.00%



I, Jonathan McLean, County Clerk for Monroe County Illinois, do hereby certify this report to be a true and complete copy of the 2022 extension information.




10/5/2023 12:17 pm


M006 - HARRISONVILLE LEVEE

Tax Year 2022										
Assessed (BoR Eq.)	State Equalized (1.00000)	Exemptions	Amount	State Category	Net Taxable Value	After EZ & TIF	Other Information	County	District	
Land:	461,280	461,280	Home Improvement:	7,060	Farm:	9,683,864	9,683,864	PTELL:		
Farm Land:	7,233,623	7,233,623	Owner Occupied:	564,000	Residential:	2,515,520	2,515,520	New Property EAV:	137,390	137,390
Building:	4,349,020	4,349,020	Elderly:	115,000	Commercial:	71,850	71,850	Annexations EAV:	0	0
Farm Building:	1,067,730	1,067,730	Disabled Veteran:	0	Industrial:	6,920	6,920	Disconnection EAV:	0	0
State Assessed:	5,864,617	5,864,617	Senior Freeze:	60,140	Mineral:	0	0	Recovered TIF EAV	0	0
	18,976,270	18,976,270	:	0	Pollution Control:	0	0	Aggregate Extension:	0	
Less Assessments < 150	-1,109	-1,109	:	0	State Railroad:	5,864,617	5,864,617	Rate Increase:	0.00000	
	18,975,161	18,975,161	:	0	Local Railroad:	0	0	TIF Loss EAV:	0	
			:	0		18,142,771	18,142,771	EZ EAV Reduction:	0	
Less Exemptions		-832,390	Returning Veteran:	0	Overlapping Counties			EZ Tax Reduction:	0.00	
Net Taxable Value	18,142,771		Disabled Person:	6,000				Industrial Tax Abatement:	0.00	
			Disabled 50% Veteran:	0						
			Disabled 70% Veteran:	77,690						
			Leasehold Owner:	0						
			Natural Disaster:	0						
			Disabled 30% Veteran:	2,500						
				832,390						

Fund	Levy Request	Max Rate	Auto Set To Max	Calculated Rate	Calculated Taxes	PTELL Factor	PTELL Rate	(w/overrides) Final Rate	Final Taxes	% of Total
023 Special Service Area	130,000	1.50000		0.71654	130,000.17			0.71654	130,000.17	100.00%
	130,000			0.71654	130,000.17			0.71654	130,000.17	100.00%



I, Jonathan McLean, County Clerk for Monroe County Illinois, do hereby certify this report to be a true and complete copy of the 2022 extension information.




10/5/2023 12:17 pm


M008 - FISH LAKE LEVEE & DRAINAGE

Tax Year 2022											
Assessed (BoR Eq.)		State Equalized (1.00000)	Exemptions		Amount	State Category	Net Taxable Value	After EZ & TIF	Other Information	County	District
Land:	777,140	777,140	Home Improvement:	0	Farm:	1,058,971	1,058,971	PTELL:			
Farm Land:	750,705	750,705	Owner Occupied:	42,000	Residential:	104,770	104,770	New Property EAV:	139,780		139,780
Building:	5,855,300	5,855,300	Elderly:	20,000	Commercial:	2,534,070	2,534,070	Annexations EAV:	0		0
Farm Building:	77,600	77,600	Disabled Veteran:	0	Industrial:	3,697,060	3,697,060	Disconnection EAV:	0		0
State Assessed:	671,171	671,171	Senior Freeze:	3,620	Mineral:	0	0	Recovered TIF EAV	0		0
	8,131,916	8,131,916	:	0	Pollution Control:	0	0	Aggregate Extension:	0		
Less Assessments < 150	-254	-254	:	0	State Railroad:	671,171	671,171	Rate Increase:	0.00000		
	8,131,662	8,131,662	:	0	Local Railroad:	0	0	TIF Loss EAV:	0		
			:	0		8,066,042	8,066,042	EZ EAV Reduction:	0		
Less Exemptions		-65,620	Returning Veteran:	0	Overlapping Counties			EZ Tax Reduction:	0.00		
Net Taxable Value		8,066,042	Disabled Person:	0				Industrial Tax Abatement:	0.00		
			Disabled 50% Veteran	0							
			Disabled 70% Veteran	0							
			Leasehold Owner:	0							
			Natural Disaster:	0							
			Disabled 30% Veteran	0							
				65,620							

Fund	Levy Request	Max Rate	Auto Set To Max	Calculated Rate	Calculated Taxes	PTELL Factor	PTELL Rate	(w/overrides) Final Rate	Final Taxes	% of Total
023 Special Service Area	55,000	0.00000		0.68188	55,000.75			0.68188	55,000.75	100.00%
	55,000			0.68188	55,000.75			0.68188	55,000.75	100.00%



I, Jonathan McLean, County Clerk for Monroe County Illinois, do hereby certify this report to be a true and complete copy of the 2022 extension information.




10/5/2023 12:17 pm


M009 - FORT CHARTRES & IVY LANDING

Tax Year 2022											
Assessed (BoR Eq.)		State Equalized (1.00000)	Exemptions		Amount	State Category	Net Taxable Value	After EZ & TIF	Other Information	County	District
Land:	48,130	48,130	Home Improvement:	0	Farm:	3,006,572	3,006,572	PTELL:			
Farm Land:	2,532,835	2,532,835	Owner Occupied:	96,000	Residential:	232,164	232,164	New Property EAV:	0		0
Building:	556,140	556,140	Elderly:	25,000	Commercial:	0	0	Annexations EAV:	0		0
Farm Building:	253,000	253,000	Disabled Veteran:	0	Industrial:	16,720	16,720	Disconnection EAV:	0		0
State Assessed:	2,971,869	2,971,869	Senior Freeze:	3,210	Mineral:	0	0	Recovered TIF EAV	0		0
	6,361,974	6,361,974	:	0	Pollution Control:	0	0	Aggregate Extension:	16,740		
Less Assessments < 150	-393	-393	:	0	State Railroad:	2,971,869	2,971,869	Rate Increase:	0.00000		
	6,361,581	6,361,581	:	0	Local Railroad:	0	0	TIF Loss EAV:	0		
			:	0		6,227,325	6,227,325	EZ EAV Reduction:	0		
Less Exemptions		-134,256	Returning Veteran:	0	Overlapping Counties			EZ Tax Reduction:	0.00		
Net Taxable Value		6,227,325	Disabled Person:	0				Industrial Tax Abatement:	0.00		
			Disabled 50% Veteran	0							
			Disabled 70% Veteran	10,046							
			Leasehold Owner:	0							
			Natural Disaster:	0							
			Disabled 30% Veteran	0							
				134,256							

Fund	Levy Request	Max Rate	Auto Set To Max	Calculated Rate	Calculated Taxes	PTELL Factor	PTELL Rate	(w/overrides) Final Rate	Final Taxes	% of Total
023 Special Service Area	25,000	0.00000		0.40146	25,000.25			0.40146	25,000.25	100.00%
209 Prior Year Adjustment (Sb508)	0	0.00000		0.00000	0.00			0.00000	0.00	0.00%
	25,000			0.40146	25,000.25			0.40146	25,000.25	100.00%



I, Jonathan McLean, County Clerk for Monroe County Illinois, do hereby certify this report to be a true and complete copy of the 2022 extension information.




10/5/2023 12:17 pm


RD01 - ROAD DIST TWP 3-7&8

Tax Year 2022											
Assessed (BoR Eq.)		State Equalized (1.00000)	Exemptions		Amount	State Category	Net Taxable Value	After EZ & TIF	Other Information	County	District
Land:	5,378,430	5,378,430	Home Improvement:	62,170	Farm:	16,951,309	16,951,309	PTELL:			
Farm Land:	4,618,730	4,618,730	Owner Occupied:	1,902,000	Residential:	18,258,980	18,258,980	New Property EAV:	542,510		542,510
Building:	27,801,300	27,801,300	Elderly:	550,000	Commercial:	430,840	430,840	Annexations EAV:	0		0
Farm Building:	1,542,610	1,542,610	Disabled Veteran:	0	Industrial:	61,700	61,700	Disconnection EAV:	0		0
State Assessed:	0	0	Senior Freeze:	557,340	Mineral:	0	0	Recovered TIF EAV	0		0
	39,341,070	39,341,070	:	0	Pollution Control:	0	0	Aggregate Extension:	145,632		
Less Assessments < 150	-329	-329	:	0	State Railroad:	0	0	Rate Increase:	0.00000		
	39,340,741	39,340,741	:	0	Local Railroad:	0	0	TIF Loss EAV:	0		
			:	0		35,702,829	35,702,829	EZ EAV Reduction:	0		
Less Exemptions		-3,637,912	Returning Veteran:	0	Overlapping Counties			EZ Tax Reduction:	0.00		
Net Taxable Value		35,702,829	Disabled Person:	18,000				Industrial Tax Abatement:	0.00		
			Disabled 50% Veteran:	0							
			Disabled 70% Veteran:	543,402							
			Leasehold Owner:	0							
			Natural Disaster:	0							
			Disabled 30% Veteran:	5,000							
			3,637,912								

Fund	Levy Request	Max Rate	Auto Set To Max	Calculated Rate	Calculated Taxes	PTELL Factor	PTELL Rate	(w/overrides) Final Rate	Final Taxes	% of Total
001 Corporate	86,178	0.33000		0.24138	86,179.49	0.98715	0.23828	0.23828	85,072.64	54.70%
008 Joint Bridge	7,772	0.05000		0.02177	7,772.51	0.98715	0.02149	0.02149	7,672.53	4.93%
010 Equipment And Building	11,676	0.03500		0.03271	11,678.40	0.98715	0.03229	0.03229	11,528.44	7.41%
027 Audit	1,312	0.00500		0.00368	1,313.86	0.98715	0.00363	0.00363	1,296.01	0.83%
035 Tort And Immunity	2,889	0.00000		0.00810	2,891.93	0.98715	0.00800	0.00800	2,856.22	1.84%
047 Social Security	3,845	0.00000		0.01077	3,845.19	0.98715	0.01063	0.01063	3,795.21	2.44%
050 Special Road	43,611	0.16700		0.12215	43,611.01	0.98715	0.12058	0.12058	43,050.44	27.68%
209 Prior Year Adjustment (Sb508)	253	0.00000		0.00071	253.49			0.00071	253.49	0.16%
	157,536			0.44127	157,545.87		0.43490	0.43561	155,524.98	100.00%



I, Jonathan McLean, County Clerk for Monroe County Illinois, do hereby certify this report to be a true and complete copy of the 2022 extension information.




10/5/2023 12:17 pm


RD02 - ROAD DIST TWP 2-9

Tax Year 2022											
Assessed (BoR Eq.)		State Equalized (1.00000)	Exemptions		Amount	State Category	Net Taxable Value	After EZ & TIF	Other Information	County	District
Land:	10,151,670	10,151,670	Home Improvement:	80,380	Farm:	12,903,090	12,903,090	PTELL:			
Farm Land:	2,472,434	2,472,434	Owner Occupied:	2,722,521	Residential:	33,602,964	33,602,964	New Property EAV:	386,780		386,780
Building:	39,582,490	39,582,490	Elderly:	720,000	Commercial:	70,370	70,370	Annexations EAV:	0		0
Farm Building:	487,290	487,290	Disabled Veteran:	0	Industrial:	132,000	132,000	Disconnection EAV:	0		0
State Assessed:	0	0	Senior Freeze:	964,738	Mineral:	0	0	Recovered TIF EAV	0		0
	52,693,884	52,693,884	:	0	Pollution Control:	0	0	Aggregate Extension:	236,587		
Less Assessments < 150	-764	-764	:	0	State Railroad:	0	0	Rate Increase:	0.00000		
	52,693,120	52,693,120	:	0	Local Railroad:	0	0	TIF Loss EAV:	0		
			:	0		46,708,424	46,708,424	EZ EAV Reduction:	0		
Less Exemptions		-5,984,696	Returning Veteran:	0	Overlapping Counties			EZ Tax Reduction:	0.00		
Net Taxable Value		46,708,424	Disabled Person:	22,000				Industrial Tax Abatement:	0.00		
			Disabled 50% Veteran:	5,000							
			Disabled 70% Veteran:	1,467,557							
			Leasehold Owner:	0							
			Natural Disaster:	0							
			Disabled 30% Veteran:	2,500							
			5,984,696								

Fund	Levy Request	Max Rate	Auto Set To Max	Calculated Rate	Calculated Taxes	PTELL Factor	PTELL Rate	(w/overrides) Final Rate	Final Taxes	% of Total
001 Corporate	142,657	0.33000		0.30543	142,661.54	0.98943	0.30220	0.30220	141,152.95	56.25%
008 Joint Bridge	10,675	0.05000		0.02286	10,677.55	0.98943	0.02262	0.02262	10,565.45	4.21%
010 Equipment And Building	15,134	0.03500		0.03241	15,138.20	0.98943	0.03207	0.03207	14,979.40	5.97%
027 Audit	1,238	0.00500		0.00266	1,242.44	0.98943	0.00263	0.00263	1,228.43	0.49%
035 Tort And Immunity	6,975	0.00000		0.01494	6,978.24	0.98943	0.01478	0.01478	6,903.51	2.75%
047 Social Security	4,273	0.00000		0.00915	4,273.82	0.98943	0.00905	0.00905	4,227.11	1.68%
050 Special Road	72,196	0.16700		0.15457	72,197.21	0.98943	0.15294	0.15294	71,435.90	28.47%
209 Prior Year Adjustment (Sb508)	433	0.00000		0.00093	434.39			0.00093	434.39	0.17%
	253,581			0.54295	253,603.39		0.53629	0.53722	250,927.14	100.00%



I, Jonathan McLean, County Clerk for Monroe County Illinois, do hereby certify this report to be a true and complete copy of the 2022 extension information.




10/5/2023 12:17 pm


RD03 - ROAD DIST TWP 3-9

Tax Year 2022											
Assessed (BoR Eq.)		State Equalized (1.00000)	Exemptions		Amount	State Category	Net Taxable Value	After EZ & TIF	Other Information	County	District
Land:	11,044,080	11,044,080	Home Improvement:	158,110	Farm:	16,578,852	16,578,852	PTELL:			
Farm Land:	3,611,671	3,611,671	Owner Occupied:	3,784,028	Residential:	38,009,808	38,009,808	New Property EAV:	1,232,010		1,232,010
Building:	49,904,187	49,904,187	Elderly:	912,720	Commercial:	1,862,860	1,862,860	Annexations EAV:	0		0
Farm Building:	720,150	720,150	Disabled Veteran:	0	Industrial:	1,077,980	1,077,980	Disconnection EAV:	0		0
State Assessed:	0	0	Senior Freeze:	1,079,820	Mineral:	0	0	Recovered TIF EAV	0		0
	65,280,088	65,280,088	:	0	Pollution Control:	0	0	Aggregate Extension:	221,049		
Less Assessments < 150	-606	-606	:	0	State Railroad:	0	0	Rate Increase:	0.00000		
	65,279,482	65,279,482	:	0	Local Railroad:	0	0	TIF Loss EAV:	0		
			:	0		57,529,500	57,529,500	EZ EAV Reduction:	0		
Less Exemptions		-7,749,982	Returning Veteran:	0	Overlapping Counties			EZ Tax Reduction:	0.00		
Net Taxable Value		57,529,500	Disabled Person:	30,000				Industrial Tax Abatement:	0.00		
			Disabled 50% Veteran	14,164							
			Disabled 70% Veteran	1,768,640							
			Leasehold Owner:	0							
			Natural Disaster:	0							
			Disabled 30% Veteran	2,500							
			7,749,982								

Fund	Levy Request	Max Rate	Auto Set To Max	Calculated Rate	Calculated Taxes	PTELL Factor	PTELL Rate	(w/overrides) Final Rate	Final Taxes	% of Total
001 Corporate	136,395	0.33000		0.23709	136,396.76			0.23709	136,396.76	58.66%
008 Joint Bridge	1,440	0.05000		0.00251	1,443.99			0.00251	1,443.99	0.62%
010 Equipment And Building	11,796	0.03500		0.02051	11,799.31			0.02051	11,799.31	5.07%
027 Audit	2,265	0.00500		0.00394	2,266.66			0.00394	2,266.66	0.97%
035 Tort And Immunity	6,737	0.00000		0.01172	6,742.46			0.01172	6,742.46	2.90%
047 Social Security	4,911	0.00000		0.00854	4,913.02			0.00854	4,913.02	2.11%
050 Special Road	68,560	0.16700		0.11918	68,563.69			0.11918	68,563.69	29.48%
209 Prior Year Adjustment (Sb508)	411	0.00000		0.00072	414.21			0.00072	414.21	0.18%
	232,515			0.40421	232,540.10			0.40421	232,540.10	100.00%



I, Jonathan McLean, County Clerk for Monroe County Illinois, do hereby certify this report to be a true and complete copy of the 2022 extension information.




10/5/2023 12:17 pm


RD04 - ROAD DIST TWP 4&5-9

Tax Year 2022									
Assessed (BoR Eq.)	State Equalized (1.00000)		Exemptions	Amount	State Category	Net Taxable Value	After EZ & TIF	Other Information	County District
Land:	4,386,280	4,386,280	Home Improvement:	49,590	Farm:	13,577,173	13,577,173	PTELL:	
Farm Land:	4,019,110	4,019,110	Owner Occupied:	1,871,030	Residential:	9,222,551	9,222,551	New Property EAV:	308,300 308,300
Building:	16,451,283	16,451,283	Elderly:	500,000	Commercial:	485,370	485,370	Annexations EAV:	0 0
Farm Building:	1,371,100	1,371,100	Disabled Veteran:	0	Industrial:	0	0	Disconnection EAV:	0 0
State Assessed:	257,831	257,831	Senior Freeze:	222,400	Mineral:	0	0	Recovered TIF EAV	0 0
	26,485,604	26,485,604	:	0	Pollution Control:	0	0	Aggregate Extension:	124,368
Less Assessments < 150	-1,817	-1,817	:	0	State Railroad:	257,831	257,831	Rate Increase:	0.00000
	26,483,787	26,483,787	:	0	Local Railroad:	0	0	TIF Loss EAV:	0
			:	0		23,542,925	23,542,925	EZ EAV Reduction:	0
Less Exemptions		-2,940,862	Returning Veteran:	0	Overlapping Counties			EZ Tax Reduction:	0.00
Net Taxable Value		23,542,925	Disabled Person:	14,000				Industrial Tax Abatement:	0.00
			Disabled 50% Veteran:	4,160					
			Disabled 70% Veteran:	277,182					
			Leasehold Owner:	0					
			Natural Disaster:	0					
			Disabled 30% Veteran:	2,500					
				2,940,862					

Fund	Levy Request	Max Rate	Auto Set To Max	Calculated Rate	Calculated Taxes	PTELL Factor	PTELL Rate	(w/overrides) Final Rate	Final Taxes	% of Total
001 Corporate	73,636	0.33000		0.31278	73,637.56	0.99427	0.31099	0.31099	73,216.15	55.25%
008 Joint Bridge	9,818	0.05000		0.04171	9,819.75	0.99427	0.04147	0.04147	9,763.25	7.37%
010 Equipment And Building	8,013	0.03500		0.03404	8,014.01	0.99427	0.03384	0.03384	7,966.93	6.01%
027 Audit	984	0.00500		0.00418	984.09	0.99427	0.00416	0.00416	979.39	0.74%
035 Tort And Immunity	3,540	0.00000		0.01504	3,540.86	0.99427	0.01495	0.01495	3,519.67	2.66%
047 Social Security	4,365	0.00000		0.01855	4,367.21	0.99427	0.01844	0.01844	4,341.32	3.28%
050 Special Road	32,717	0.16700		0.13897	32,717.60	0.99427	0.13817	0.13817	32,529.26	24.55%
209 Prior Year Adjustment (Sb508)	192	0.00000		0.00082	193.05			0.00082	193.05	0.15%
	133,265			0.56609	133,274.14		0.56202	0.56284	132,509.02	100.00%




I, Jonathan McLean, County Clerk for Monroe County Illinois, do hereby certify this report to be a true and complete copy of the 2022 extension information.




Tax Year 2022											
Assessed (BoR Eq.)		State Equalized (1.00000)	Exemptions		Amount	State Category	Net Taxable Value	After EZ & TIF	Other Information	County	District
Land:	11,368,890	11,368,890	Home Improvement:	144,540	Farm:	11,074,400	11,074,400	PTELL:			
Farm Land:	3,735,174	3,735,174	Owner Occupied:	3,789,041	Residential:	53,761,315	53,761,315	New Property EAV:	436,050		436,050
Building:	57,271,300	57,271,300	Elderly:	1,040,000	Commercial:	868,600	868,600	Annexations EAV:	0		0
Farm Building:	1,088,860	1,088,860	Disabled Veteran:	0	Industrial:	365,790	365,790	Disconnection EAV:	0		0
State Assessed:	3,448,618	3,448,618	Senior Freeze:	837,870	Mineral:	0	0	Recovered TIF EAV	0		0
	76,912,842	76,912,842	:	0	Pollution Control:	0	0	Aggregate Extension:	366,002		
Less Assessments < 150	-654	-654	:	0	State Railroad:	3,448,618	3,448,618	Rate Increase:	0.00000		
	76,912,188	76,912,188	:	0	Local Railroad:	0	0	TIF Loss EAV:	0		
			:	0		69,518,723	69,518,723	EZ EAV Reduction:	0		
Less Exemptions		-7,393,465	Returning Veteran:	0	Overlapping Counties			EZ Tax Reduction:	0.00		
Net Taxable Value		69,518,723	Disabled Person:	18,000				Industrial Tax Abatement:	0.00		
			Disabled 50% Veteran:	5,000							
			Disabled 70% Veteran:	1,556,514							
			Leasehold Owner:	0							
			Natural Disaster:	0							
			Disabled 30% Veteran:	2,500							
			7,393,465								

Fund	Levy Request	Max Rate	Auto Set To Max	Calculated Rate	Calculated Taxes	PTELL Factor	PTELL Rate	(w/overrides) Final Rate	Final Taxes	% of Total
001 Corporate	215,945	0.33000		0.31063	215,946.01	0.98743	0.30673	0.30673	213,234.74	54.96%
008 Joint Bridge	19,391	0.05000		0.02790	19,395.72	0.98743	0.02755	0.02755	19,152.40	4.94%
010 Equipment And Building	22,712	0.03500		0.03268	22,718.72	0.98743	0.03227	0.03227	22,433.69	5.78%
027 Audit	3,228	0.00500		0.00465	3,232.62	0.98743	0.00459	0.00459	3,190.91	0.82%
035 Tort And Immunity	9,834	0.00000		0.01415	9,836.90	0.98743	0.01397	0.01397	9,711.76	2.50%
047 Social Security	11,299	0.00000		0.01626	11,303.74	0.98743	0.01606	0.01606	11,164.70	2.88%
050 Special Road	109,213	0.16700		0.15710	109,213.91	0.98743	0.15513	0.15513	107,844.37	27.79%
209 Prior Year Adjustment (Sb508)	1,273	0.00000		0.00184	1,279.14			0.00184	1,279.14	0.33%
	392,895			0.56521	392,926.77		0.55630	0.55814	388,011.71	100.00%



I, Jonathan McLean, County Clerk for Monroe County Illinois, do hereby certify this report to be a true and complete copy of the 2022 extension information.




10/5/2023 12:17 pm


RD06 - ROAD DIST TWP 2-10

Tax Year 2022									
Assessed (BoR Eq.)	State Equalized (1.00000)		Exemptions	Amount	State Category	Net Taxable Value	After EZ & TIF	Other Information	County District
Land:	19,408,975	19,408,975	Home Improvement:	182,210	Farm:	15,847,934	15,847,934	PTELL:	
Farm Land:	2,532,498	2,532,498	Owner Occupied:	4,483,512	Residential:	61,585,424	61,585,424	New Property EAV:	1,102,7101,102,710
Building:	70,415,834	70,415,834	Elderly:	1,191,260	Commercial:	3,325,590	3,325,590	Annexations EAV:	00
Farm Building:	581,090	581,090	Disabled Veteran:	0	Industrial:	1,620,620	1,620,620	Disconnection EAV:	00
State Assessed:	0	0	Senior Freeze:	1,678,980	Mineral:	0	0	Recovered TIF EAV	00
	92,938,397	92,938,397	:	0	Pollution Control:	0	0	Aggregate Extension:	384,741
Less Assessments < 150	-851	-851	:	0	State Railroad:	0	0	Rate Increase:	0.00000
	92,937,546	92,937,546	:	0	Local Railroad:	0	0	TIF Loss EAV:	0
			:	0		82,379,568	82,379,568	EZ EAV Reduction:	0
Less Exemptions		-10,557,978	Returning Veteran:	0	Overlapping Counties			EZ Tax Reduction:	0.00
Net Taxable Value		82,379,568	Disabled Person:	28,000				Industrial Tax Abatement:	0.00
			Disabled 50% Veteran:	10,000					
			Disabled 70% Veteran:	2,974,016					
			Leasehold Owner:	0					
			Natural Disaster:	0					
			Disabled 30% Veteran:	10,000					
				10,557,978					

Fund	Levy Request	Max Rate	Auto Set To Max	Calculated Rate	Calculated Taxes	PTELL Factor	PTELL Rate	(w/overrides) Final Rate	Final Taxes	% of Total
001 Corporate	238,109	0.33000		0.28904	238,109.90	0.99456	0.28747	0.28747	236,816.48	57.73%
008 Joint Bridge	35,905	0.05000		0.04359	35,909.25	0.99456	0.04335	0.04335	35,711.53	8.71%
010 Equipment And Building	0	0.03500		0.00000	0.00	0.99456	0.00000	0.00000	0.00	0.00%
027 Audit	3,611	0.00500		0.00439	3,616.46	0.99456	0.00437	0.00437	3,599.99	0.88%
035 Tort And Immunity	6,995	0.00000		0.00850	7,002.26	0.99456	0.00845	0.00845	6,961.07	1.70%
047 Social Security	6,995	0.00000		0.00850	7,002.26	0.99456	0.00845	0.00845	6,961.07	1.70%
050 Special Road	120,058	0.16700		0.14574	120,059.98	0.99456	0.14495	0.14495	119,409.15	29.11%
209 Prior Year Adjustment (Sb508)	757	0.00000		0.00092	757.89			0.00092	757.89	0.18%
	412,430			0.50068	412,458.02		0.49704	0.49796	410,217.18	100.00%



I, Jonathan McLean, County Clerk for Monroe County Illinois, do hereby certify this report to be a true and complete copy of the 2022 extension information.





10/5/2023 12:17 pm

RD07 - ROAD DIST TWP 3-10

Tax Year 2022											
Assessed (BoR Eq.)		State Equalized (1.00000)	Exemptions		Amount	State Category	Net Taxable Value	After EZ & TIF	Other Information	County	District
Land:	8,297,020	8,297,020	Home Improvement:	90,600	Farm:	16,952,866	16,952,866	PTELL:			
Farm Land:	4,121,423	4,121,423	Owner Occupied:	2,808,000	Residential:	25,681,963	25,681,963	New Property EAV:	1,322,820		1,322,820
Building:	35,511,740	35,511,740	Elderly:	710,000	Commercial:	376,600	376,600	Annexations EAV:	0		0
Farm Building:	1,073,210	1,073,210	Disabled Veteran:	100,000	Industrial:	43,220	43,220	Disconnection EAV:	0		0
State Assessed:	0	0	Senior Freeze:	767,080	Mineral:	0	0	Recovered TIF EAV	0		0
	49,003,393	49,003,393	:	0	Pollution Control:	0	0	Aggregate Extension:	184,822		
Less Assessments < 150	-847	-847	:	0	State Railroad:	0	0	Rate Increase:	0.00000		
	49,002,546	49,002,546	:	0	Local Railroad:	0	0	TIF Loss EAV:	0		
			:	0		43,054,649	43,054,649	EZ EAV Reduction:	0		
Less Exemptions		-5,947,897	Returning Veteran:	0	Overlapping Counties			EZ Tax Reduction:	0.00		
Net Taxable Value		43,054,649	Disabled Person:	22,000				Industrial Tax Abatement:	0.00		
			Disabled 50% Veteran:	3,767							
			Disabled 70% Veteran:	1,438,950							
			Leasehold Owner:	0							
			Natural Disaster:	0							
			Disabled 30% Veteran:	7,500							
			5,947,897								

Fund	Levy Request	Max Rate	Auto Set To Max	Calculated Rate	Calculated Taxes	PTELL Factor	PTELL Rate	(w/overrides) Final Rate	Final Taxes	% of Total
001 Corporate	111,616	0.33000		0.25925	111,619.05			0.25925	111,619.05	56.33%
008 Joint Bridge	5,271	0.05000		0.01225	5,274.19			0.01225	5,274.19	2.66%
010 Equipment And Building	13,915	0.03500		0.03232	13,915.25			0.03232	13,915.25	7.02%
027 Audit	1,624	0.00500		0.00378	1,627.46			0.00378	1,627.46	0.82%
035 Tort And Immunity	6,239	0.00000		0.01450	6,242.92			0.01450	6,242.92	3.15%
047 Social Security	6,431	0.00000		0.01494	6,432.36			0.01494	6,432.36	3.25%
050 Special Road	52,663	0.16700		0.12232	52,664.39			0.12232	52,664.39	26.58%
209 Prior Year Adjustment (Sb508)	361	0.00000		0.00084	361.66			0.00084	361.66	0.18%
	198,120			0.46020	198,137.28			0.46020	198,137.28	100.00%


I, Jonathan McLean, County Clerk for Monroe County Illinois, do hereby certify this report to be a true and complete copy of the 2022 extension information.




10/5/2023 12:17 pm


RD08 - ROAD DIST TWP 4&5-10

Tax Year 2022											
Assessed (BoR Eq.)		State Equalized (1.00000)	Exemptions		Amount	State Category	Net Taxable Value	After EZ & TIF	Other Information	County	District
Land:	2,907,835	2,907,835	Home Improvement:	50,740	Farm:	13,196,424	13,196,424	PTELL:			
Farm Land:	5,143,244	5,143,244	Owner Occupied:	1,272,000	Residential:	5,892,514	5,892,514	New Property EAV:	173,940		173,940
Building:	12,494,100	12,494,100	Elderly:	350,000	Commercial:	0	0	Annexations EAV:	0		0
Farm Building:	830,400	830,400	Disabled Veteran:	0	Industrial:	16,720	16,720	Disconnection EAV:	0		0
State Assessed:	3,379,848	3,379,848	Senior Freeze:	128,030	Mineral:	0	0	Recovered TIF EAV	0		0
	24,755,427	24,755,427	:	0	Pollution Control:	0	0	Aggregate Extension:	105,656		
Less Assessments < 150	-795	-795	:	0	State Railroad:	3,379,848	3,379,848	Rate Increase:	0.00000		
	24,754,632	24,754,632	:	0	Local Railroad:	0	0	TIF Loss EAV:	0		
			:	0		22,485,506	22,485,506	EZ EAV Reduction:	0		
Less Exemptions		-2,269,126	Returning Veteran:	0	Overlapping Counties			EZ Tax Reduction:	0.00		
Net Taxable Value		22,485,506	Disabled Person:	18,000				Industrial Tax Abatement:	0.00		
			Disabled 50% Veteran	0							
			Disabled 70% Veteran	447,856							
			Leasehold Owner:	0							
			Natural Disaster:	0							
			Disabled 30% Veteran	2,500							
			2,269,126								

Fund	Levy Request	Max Rate	Auto Set To Max	Calculated Rate	Calculated Taxes	PTELL Factor	PTELL Rate	(w/overrides) Final Rate	Final Taxes	% of Total
001 Corporate	63,840	0.33000		0.28392	63,840.85	0.98890	0.28077	0.28077	63,132.61	56.23%
008 Joint Bridge	5,383	0.05000		0.02394	5,383.03	0.98890	0.02367	0.02367	5,322.32	4.74%
010 Equipment And Building	7,267	0.03500		0.03232	7,267.32	0.98890	0.03196	0.03196	7,186.37	6.40%
027 Audit	1,039	0.00500		0.00463	1,041.08	0.98890	0.00458	0.00458	1,029.84	0.92%
035 Tort And Immunity	5,160	0.00000		0.02295	5,160.42	0.98890	0.02270	0.02270	5,104.21	4.55%
047 Social Security	3,463	0.00000		0.01541	3,465.02	0.98890	0.01524	0.01524	3,426.79	3.05%
050 Special Road	26,900	0.16700		0.11964	26,901.66	0.98890	0.11831	0.11831	26,602.62	23.69%
209 Prior Year Adjustment (Sb508)	468	0.00000		0.00209	469.95			0.00209	469.95	0.42%
	113,520			0.50490	113,529.32		0.49723	0.49932	112,274.71	100.00%



I, Jonathan McLean, County Clerk for Monroe County Illinois, do hereby certify this report to be a true and complete copy of the 2022 extension information.




10/5/2023 12:17 pm


RD09 - ROAD DIST TWP 2-11

Tax Year 2022											
Assessed (BoR Eq.)		State Equalized (1.00000)	Exemptions		Amount	State Category	Net Taxable Value	After EZ & TIF	Other Information	County	District
Land:	1,564,315	1,564,315	Home Improvement:	16,850	Farm:	6,997,286	6,997,286	PTELL:			
Farm Land:	4,068,704	4,068,704	Owner Occupied:	492,000	Residential:	4,775,140	4,775,140	New Property EAV:	22,600		22,600
Building:	6,621,160	6,621,160	Elderly:	150,000	Commercial:	105,200	105,200	Annexations EAV:	0		0
Farm Building:	565,130	565,130	Disabled Veteran:	0	Industrial:	1,590	1,590	Disconnection EAV:	0		0
State Assessed:	2,607,196	2,607,196	Senior Freeze:	168,370	Mineral:	0	0	Recovered TIF EAV	0		0
	15,426,505	15,426,505	:	0	Pollution Control:	0	0	Aggregate Extension:	64,304		
Less Assessments < 150	-3,813	-3,813	:	0	State Railroad:	2,607,196	2,607,196	Rate Increase:	0.00000		
	15,422,692	15,422,692	:	0	Local Railroad:	0	0	TIF Loss EAV:	0		
			:	0		14,486,412	14,486,412	EZ EAV Reduction:	0		
Less Exemptions		-936,280	Returning Veteran:	0	Overlapping Counties			EZ Tax Reduction:	0.00		
Net Taxable Value		14,486,412	Disabled Person:	4,000				Industrial Tax Abatement:	0.00		
			Disabled 50% Veteran:	5,000							
			Disabled 70% Veteran:	97,560							
			Leasehold Owner:	0							
			Natural Disaster:	0							
			Disabled 30% Veteran:	2,500							
				936,280							

Fund	Levy Request	Max Rate	Auto Set To Max	Calculated Rate	Calculated Taxes	PTELL Factor	PTELL Rate	(w/overrides) Final Rate	Final Taxes	% of Total
001 Corporate	36,076	0.33000		0.24904	36,076.96	0.98276	0.24475	0.24475	35,455.47	52.23%
008 Joint Bridge	1,730	0.05000		0.01195	1,731.13	0.98276	0.01174	0.01174	1,700.70	2.51%
010 Equipment And Building	3,828	0.03500		0.02643	3,828.76	0.98276	0.02597	0.02597	3,762.12	5.54%
027 Audit	549	0.00500		0.00379	549.04	0.98276	0.00372	0.00372	538.89	0.79%
035 Tort And Immunity	2,718	0.00000		0.01877	2,719.10	0.98276	0.01845	0.01845	2,672.74	3.94%
047 Social Security	2,631	0.00000		0.01817	2,632.18	0.98276	0.01786	0.01786	2,587.27	3.81%
050 Special Road	21,273	0.16700		0.14685	21,273.30	0.98276	0.14432	0.14432	20,906.77	30.80%
209 Prior Year Adjustment (Sb508)	260	0.00000		0.00180	260.76			0.00180	260.76	0.38%
	69,065			0.47680	69,071.22		0.46681	0.46861	67,884.72	100.00%



I, Jonathan McLean, County Clerk for Monroe County Illinois, do hereby certify this report to be a true and complete copy of the 2022 extension information.




10/5/2023 12:17 pm


RD10 - ROAD DIST TWP 3&4-11

Tax Year 2022											
Assessed (BoR Eq.)		State Equalized (1.00000)	Exemptions		Amount	State Category	Net Taxable Value	After EZ & TIF	Other Information	County	District
Land:	1,261,196	1,261,196	Home Improvement:	0	Farm:	10,701,774	10,701,774	PTELL:			
Farm Land:	6,306,217	6,306,217	Owner Occupied:	612,510	Residential:	2,945,455	2,945,455	New Property EAV:	13,490		13,490
Building:	6,296,120	6,296,120	Elderly:	145,000	Commercial:	7,910	7,910	Annexations EAV:	0		0
Farm Building:	1,099,820	1,099,820	Disabled Veteran:	0	Industrial:	310,420	310,420	Disconnection EAV:	0		0
State Assessed:	3,092,632	3,092,632	Senior Freeze:	194,950	Mineral:	0	0	Recovered TIF EAV	0		0
	18,055,985	18,055,985	:	0	Pollution Control:	0	0	Aggregate Extension:	72,416		
Less Assessments < 150	-1,472	-1,472	:	0	State Railroad:	3,092,632	3,092,632	Rate Increase:	0.00000		
	18,054,513	18,054,513	:	0	Local Railroad:	0	0	TIF Loss EAV:	0		
			:	0		17,058,191	17,058,191	EZ EAV Reduction:	0		
Less Exemptions		-996,322	Returning Veteran:	0	Overlapping Counties			EZ Tax Reduction:	0.00		
Net Taxable Value		17,058,191	Disabled Person:	2,000				Industrial Tax Abatement:	0.00		
			Disabled 50% Veteran:	7,932							
			Disabled 70% Veteran:	33,930							
			Leasehold Owner:	0							
			Natural Disaster:	0							
			Disabled 30% Veteran:	0							
			996,322								

Fund	Levy Request	Max Rate	Auto Set To Max	Calculated Rate	Calculated Taxes	PTELL Factor	PTELL Rate	(w/overrides) Final Rate	Final Taxes	% of Total
001 Corporate	50,956	0.33000		0.29872	50,956.23	0.98202	0.29335	0.29335	50,040.25	65.57%
008 Joint Bridge	1,048	0.05000		0.00615	1,049.08	0.98202	0.00604	0.00604	1,030.32	1.35%
010 Equipment And Building	5,405	0.03500		0.03169	5,405.74	0.98202	0.03112	0.03112	5,308.51	6.96%
027 Audit	740	0.00500		0.00434	740.33	0.98202	0.00426	0.00426	726.68	0.95%
035 Tort And Immunity	6,285	0.00000		0.03685	6,285.94	0.98202	0.03619	0.03619	6,173.37	8.09%
047 Social Security	1,048	0.00000		0.00615	1,049.08	0.98202	0.00604	0.00604	1,030.32	1.35%
050 Special Road	12,003	0.16700		0.07037	12,003.85	0.98202	0.06910	0.06910	11,787.22	15.45%
209 Prior Year Adjustment (Sb508)	219	0.00000		0.00129	220.05			0.00129	220.05	0.29%
	77,704			0.45556	77,710.29		0.44610	0.44739	76,316.72	100.00%




I, Jonathan McLean, County Clerk for Monroe County Illinois, do hereby certify this report to be a true and complete copy of the 2022 extension information.




Tax Year 2022											
Assessed (BoR Eq.)		State Equalized (1.00000)	Exemptions		Amount	State Category	Net Taxable Value	After EZ & TIF	Other Information	County	District
Land:	10,682,811	10,682,811	Home Improvement:	81,010	Farm:	29,574,489	29,574,489	PTELL:			
Farm Land:	15,571,002	15,571,002	Owner Occupied:	4,655,540	Residential:	37,186,149	37,186,149	New Property EAV:	645,190		645,190
Building:	55,500,160	55,500,160	Elderly:	1,070,000	Commercial:	8,655,790	1,660,953	Annexations EAV:	0		0
Farm Building:	2,359,770	2,359,770	Disabled Veteran:	0	Industrial:	1,305,520	1,305,520	Disconnection EAV:	0		0
State Assessed:	10,206,292	10,206,292	Senior Freeze:	811,130	Mineral:	0	0	Recovered TIF EAV	0		0
	94,320,035	94,320,035	:	0	Pollution Control:	0	0	Aggregate Extension:	2,477,328		
Less Assessments < 150	-6,897	-6,897	:	0	State Railroad:	10,206,292	10,206,292	Rate Increase:	1.19380		
	94,313,138	94,313,138	:	0	Local Railroad:	0	0	TIF Loss EAV:	6,994,837		
			:	0		86,928,240	79,933,403	EZ EAV Reduction:	0		
Less Exemptions		-7,384,898	Returning Veteran:	0	Overlapping Counties			EZ Tax Reduction:	0.00		
Net Taxable Value		86,928,240	Disabled Person:	46,000				Industrial Tax Abatement:	0.00		
			Disabled 50% Veteran:	27,932							
			Disabled 70% Veteran:	688,286							
			Leasehold Owner:	0							
			Natural Disaster:	0							
			Disabled 30% Veteran:	5,000							
			7,384,898								

Fund	Levy Request	Max Rate	Auto Set To Max	Calculated Rate	Calculated Taxes	PTELL Factor	PTELL Rate	(w/overrides) Final Rate	Final Taxes	% of Total
002 Education	2,175,000	4.00000		2.72102	2,175,003.88	0.99858	2.71716	2.71716	2,171,918.18	65.67%
003 Bonds And Interest	168,375	0.00000		0.21065	168,379.69			0.21065	168,379.69	5.09%
004 Operation And Maintenance	450,000	0.75000		0.56297	450,001.08	0.99858	0.56217	0.56217	449,361.56	13.59%
005 Imrf	87,500	0.00000		0.10947	87,503.10	0.99858	0.10931	0.10931	87,375.19	2.64%
030 Transportation	150,000	0.20000		0.18766	150,003.02	0.99858	0.18739	0.18739	149,787.19	4.53%
031 Working Cash	5,000	0.05000		0.00626	5,003.83	0.99858	0.00625	0.00625	4,995.84	0.15%
032 Fire And Safety	5,000	0.10000		0.00626	5,003.83	0.99858	0.00625	0.00625	4,995.84	0.15%
033 Special Education	80,000	0.80000		0.10009	80,005.34	0.99858	0.09995	0.09995	79,893.43	2.42%
035 Tort And Immunity	95,000	0.00000		0.11885	95,000.85	0.99858	0.11868	0.11868	94,864.95	2.87%
047 Social Security	87,500	0.00000		0.10947	87,503.10	0.99858	0.10931	0.10931	87,375.19	2.64%
209 Prior Year Adjustment (Sb508)	8,382	0.00000		0.01049	8,385.01			0.01049	8,385.01	0.25%
	3,311,757			4.14319	3,311,792.73		3.91647	4.13761	3,307,332.07	100.00%




I, Jonathan McLean, County Clerk for Monroe County Illinois, do hereby certify this report to be a true and complete copy of the 2022 extension information.




Tax Year 2022											
Assessed (BoR Eq.)		State Equalized (1.00000)	Exemptions		Amount	State Category	Net Taxable Value	After EZ & TIF	Other Information	County	District
Land:	88,324,350	88,324,350	Home Improvement:	329,120	Farm:	11,684,473	11,684,473	PTELL:			
Farm Land:	3,979,725	3,979,725	Owner Occupied:	24,177,256	Residential:	347,500,099	347,500,099	New Property EAV:	4,839,770		5,276,280
Building:	371,338,380	371,338,380	Elderly:	5,975,864	Commercial:	54,420,350	53,842,832	Annexations EAV:	0		0
Farm Building:	1,077,440	1,077,440	Disabled Veteran:	0	Industrial:	7,002,230	7,002,230	Disconnection EAV:	0		0
State Assessed:	2,322,002	2,322,002	Senior Freeze:	5,645,441	Mineral:	0	0	Recovered TIF EAV	0		0
	467,041,897	467,041,897	:	0	Pollution Control:	0	0	Aggregate Extension:	0		
Less Assessments < 150	-2,872	-2,872	:	0	State Railroad:	2,322,002	2,322,002	Rate Increase:	0.00000		
	467,039,025	467,039,025	:	0	Local Railroad:	0	0	TIF Loss EAV:	577,518		
			:	0		422,929,154	422,351,636	EZ EAV Reduction:	0		
Less Exemptions		-44,109,871	Returning Veteran:	0	Overlapping Counties			EZ Tax Reduction:	0.00		
Net Taxable Value		422,929,154	Disabled Person:	120,000	St. Clair (Actual)		29,705,514	Industrial Tax Abatement:	41,147.07		
			Disabled 50% Veteran	65,000							
			Disabled 70% Veteran	7,777,190							
			Leasehold Owner:	0							
			Natural Disaster:	0							
			Disabled 30% Veteran	20,000							
			44,109,871								

Fund	Levy Request	Max Rate	Auto Set To Max	Calculated Rate	Calculated Taxes	PTLL Factor	PTLL Rate	(w/overrides) Final Rate	Final Taxes	% of Total
002 Education	9,666,100	2.45000		2.13825	9,008,804.56			2.13825	9,008,804.56	53.78%
003 Bonds And Interest	3,452,739	0.00000		0.76379	3,217,974.90			0.76379	3,217,974.90	19.21%
004 Building And Maintenance	2,268,572	0.57500		0.50184	2,114,335.78			0.50184	2,114,335.78	12.62%
005 Imrf	361,228	0.00000		0.07991	336,674.18			0.07991	336,674.18	2.01%
030 Transportation	789,082	0.20000		0.17456	735,450.45			0.17456	735,450.45	4.39%
031 Working Cash	197,271	0.05000		0.04364	183,862.61			0.04364	183,862.61	1.10%
032 Fire And Safety	197,271	0.05000		0.04364	183,862.61			0.04364	183,862.61	1.10%
033 Special Education	157,850	0.04000		0.03492	147,123.80			0.03492	147,123.80	0.88%
035 Tort And Immunity	323,517	0.00000		0.07157	301,536.37			0.07157	301,536.37	1.80%
047 Social Security	362,041	0.00000		0.08009	337,432.55			0.08009	337,432.55	2.01%
057 Leasing	197,271	0.05000		0.04364	183,862.61			0.04364	183,862.61	1.10%
	17,972,942			3.97585	16,750,920.42			3.97585	16,750,920.42	100.00%





I, Jonathan McLean, County Clerk for Monroe County Illinois, do hereby certify this report to be a true and complete copy of the 2022 extension information.



Tax Year 2022											
Assessed (BoR Eq.)		State Equalized (1.00000)	Exemptions		Amount	State Category	Net Taxable Value	After EZ & TIF	Other Information	County	District
Land:	126,560,890	126,560,890	Home Improvement:	744,250	Farm:	79,570,738	79,570,738	PTELL:			
Farm Land:	17,703,436	17,703,436	Owner Occupied:	36,761,344	Residential:	426,974,682	426,974,682	New Property EAV:	9,656,080		9,656,080
Building:	489,791,549	489,791,549	Elderly:	9,773,680	Commercial:	55,709,745	55,709,745	Annexations EAV:	0		0
Farm Building:	4,349,860	4,349,860	Disabled Veteran:	100,000	Industrial:	3,321,300	3,321,300	Disconnection EAV:	0		0
State Assessed:	257,831	257,831	Senior Freeze:	10,201,318	Mineral:	0	0	Recovered TIF EAV	0		0
	638,663,566	638,663,566	:	0	Pollution Control:	0	0	Aggregate Extension:	0		
Less Assessments < 150	-6,145	-6,145	:	0	State Railroad:	257,831	257,831	Rate Increase:	0.00000		
	638,657,421	638,657,421	:	0	Local Railroad:	0	0	TIF Loss EAV:	0		
			:	0		565,834,296	565,834,296	EZ EAV Reduction:	0		
Less Exemptions		-72,823,125	Returning Veteran:	5,000	Overlapping Counties			EZ Tax Reduction:	0.00		
Net Taxable Value		565,834,296	Disabled Person:	290,000	St. Clair (Actual)		6,502,045	Industrial Tax Abatement:	0.00		
			Disabled 50% Veteran	102,091							
			Disabled 70% Veteran	14,772,928							
			Leasehold Owner:	0							
			Natural Disaster:	0							
			Disabled 30% Veteran	72,514							
				72,823,125							


Fund	Levy Request	Max Rate	Auto Set To Max	Calculated Rate	Calculated Taxes	PTELL Factor	PTELL Rate	(w/overrides) Final Rate	Final Taxes	% of Total
002 Education	12,410,000	2.19000		2.16831	12,269,041.99			2.16831	12,269,041.99	50.87%
003 Bonds And Interest	4,355,912	0.00000		0.76108	4,306,451.79			0.76108	4,306,451.79	17.85%
004 Operations And Maintenance	2,880,000	0.50000		0.50000	2,829,171.56			0.50000	2,829,171.56	11.73%
005 Imrf	550,000	0.00000		0.09610	543,766.77			0.09610	543,766.77	2.25%
030 Transportation	1,150,000	0.20000		0.20000	1,131,668.63			0.20000	1,131,668.63	4.69%
031 Working Cash	300,000	0.05000		0.05000	282,917.16			0.05000	282,917.16	1.17%
032 Fire And Safety	281,906	0.05000		0.04926	278,729.98			0.04926	278,729.98	1.16%
033 Special Education	225,524	0.04000		0.03941	222,995.30			0.03941	222,995.30	0.92%
035 Tort And Immunity	1,450,000	0.00000		0.25335	1,433,541.23			0.25335	1,433,541.23	5.94%
047 Social Security	550,000	0.00000		0.09610	543,766.77			0.09610	543,766.77	2.25%
057 Lease	281,906	0.05000		0.04926	278,729.98			0.04926	278,729.98	1.16%
058 Lease / Other	0	0.00000		0.00000	0.00			0.00000	0.00	0.00%
	24,435,248			4.26287	24,120,781.16			4.26287	24,120,781.16	100.00%


I, Jonathan McLean, County Clerk for Monroe County Illinois, do hereby certify this report to be a true and complete copy of the 2022 extension information.




Tax Year 2022											
Assessed (BoR Eq.)		State Equalized (1.00000)	Exemptions		Amount	State Category	Net Taxable Value	After EZ & TIF	Other Information	County	District
Land:	691,810	691,810	Home Improvement:	4,180	Farm:	1,603,641	1,603,641	PTELL:			
Farm Land:	543,171	543,171	Owner Occupied:	342,000	Residential:	2,629,290	2,629,290	New Property EAV:	45,830		77,420
Building:	3,288,110	3,288,110	Elderly:	110,000	Commercial:	0	0	Annexations EAV:	0		0
Farm Building:	260,610	260,610	Disabled Veteran:	0	Industrial:	0	0	Disconnection EAV:	0		0
State Assessed:	0	0	Senior Freeze:	59,780	Mineral:	0	0	Recovered TIF EAV	0		0
	4,783,701	4,783,701	:	0	Pollution Control:	0	0	Aggregate Extension:	0		
Less Assessments < 150	-90	-90	:	0	State Railroad:	0	0	Rate Increase:	0.00000		
	4,783,611	4,783,611	:	0	Local Railroad:	0	0	TIF Loss EAV:	0		
			:	0		4,232,931	4,232,931	EZ EAV Reduction:	0		
Less Exemptions		-550,680	Returning Veteran:	0	Overlapping Counties			EZ Tax Reduction:	0.00		
Net Taxable Value		4,232,931	Disabled Person:	4,000	St. Clair (Actual)		70,168,676	Industrial Tax Abatement:	0.00		
			Disabled 50% Veteran	0	74,401,607						
			Disabled 70% Veteran	28,220							
			Leasehold Owner:	0							
			Natural Disaster:	0							
			Disabled 30% Veteran	2,500							
			550,680								

Fund	Levy Request	Max Rate	Auto Set To Max	Calculated Rate	Calculated Taxes	PTELL Factor	PTELL Rate	(w/overrides) Final Rate	Final Taxes	% of Total
002 Education	1,690,859	2.30000		2.27262	96,198.42			2.27262	96,198.42	45.59%
003 Bonds And Interest	588,772	0.00000		0.79135	33,497.29			0.79135	33,497.29	15.87%
004 Building And Maintenance	367,578	0.50000		0.49405	20,912.79			0.49405	20,912.79	9.91%
005 Imrf	80,000	0.00000		0.10753	4,551.67			0.10753	4,551.67	2.16%
030 Transportation	147,031	0.20000		0.19762	8,365.12			0.19762	8,365.12	3.96%
031 Working Cash	36,758	0.05000		0.04941	2,091.49			0.04941	2,091.49	0.99%
032 Fire And Safety	36,758	0.05000		0.04941	2,091.49			0.04941	2,091.49	0.99%
033 Special Education	29,406	0.04000		0.03953	1,673.28			0.03953	1,673.28	0.79%
035 Tort And Immunity	645,000	0.00000		0.86692	36,696.12			0.86692	36,696.12	17.39%
047 Social Security	50,000	0.00000		0.06721	2,844.95			0.06721	2,844.95	1.35%
057 Lease	36,758	0.05000		0.04941	2,091.49			0.04941	2,091.49	0.99%
	3,708,920			4.98506	211,014.11			4.98506	211,014.11	100.00%





I, Jonathan McLean, County Clerk for Monroe County Illinois, do hereby certify this report to be a true and complete copy of the 2022 extension information.



			Tax Year 2022						
Assessed (BoR Eq.)	State Equalized (1.00000)	Exemptions	Amount	State Category	Net Taxable Value	After EZ & TIF	Other Information	County	District
Land:	5,070,740	5,070,740	Home Improvement:	48,310	Farm:	14,849,188	14,849,188	PTELL:	
Farm Land:	4,073,393	4,073,393	Owner Occupied:	1,739,030	Residential:	16,031,450	16,031,450	New Property EAV:	437,510
Building:	23,886,630	23,886,630	Elderly:	470,000	Commercial:	458,620	458,620	Annexations EAV:	0
Farm Building:	1,483,060	1,483,060	Disabled Veteran:	0	Industrial:	59,920	59,920	Disconnection EAV:	0
State Assessed:	0	0	Senior Freeze:	353,670	Mineral:	0	0	Recovered TIF EAV	0
	34,513,823	34,513,823	:	0	Pollution Control:	0	0	Aggregate Extension:	0
Less Assessments < 150	-445	-445	:	0	State Railroad:	0	0	Rate Increase:	0.00000
	34,513,378	34,513,378	:	0	Local Railroad:	0	0	TIF Loss EAV:	0
			:	0		31,399,178	31,399,178	EZ EAV Reduction:	0
Less Exemptions		-3,114,200	Returning Veteran:	0	Overlapping Counties			EZ Tax Reduction:	0.00
Net Taxable Value		31,399,178	Disabled Person:	12,000	St. Clair (Actual)		47,947	Industrial Tax Abatement:	0.00
			Disabled 50% Veteran:	0	Randolph (Actual)		192,472,725		
			Disabled 70% Veteran:	488,690			223,919,850		
			Leasehold Owner:	0					
			Natural Disaster:	0					
			Disabled 30% Veteran	2,500					
				3,114,200					

Fund	Levy Request	Max Rate	Auto Set To Max	Calculated Rate	Calculated Taxes	PTELL Factor	PTELL Rate	(w/overrides) Final Rate	Final Taxes	% of Total
002 Education	3,976,247	1.84000		1.77575	557,570.93			1.77575	557,570.93	48.96%
003 G.O.School Series 1999 Bonds	384,215	0.00000		0.17159	53,877.85			0.17159	53,877.85	4.73%
004 Building And Maintenance	1,080,502	0.50000		0.48254	151,513.59			0.48254	151,513.59	13.31%
005 Imrf	70,000	0.00000		0.03127	9,818.52			0.03127	9,818.52	0.86%
030 Transportation	432,201	0.20000		0.19302	60,606.69			0.19302	60,606.69	5.32%
031 Working Cash	108,051	0.05000		0.04826	15,153.24			0.04826	15,153.24	1.33%
032 Fire And Safety	108,051	0.05000		0.04826	15,153.24			0.04826	15,153.24	1.33%
033 Special Education	86,441	0.04000		0.03861	12,123.22			0.03861	12,123.22	1.06%
035 Tort And Immunity	600,000	0.00000		0.26796	84,137.24			0.26796	84,137.24	7.39%
047 Social Security	270,000	0.00000		0.12058	37,861.13			0.12058	37,861.13	3.32%
057 Lease	108,051	0.05000		0.04826	15,153.24			0.04826	15,153.24	1.33%
109 Prior Year Adjustments	125,748	0.00000		0.40049	125,750.57			0.40049	125,750.57	11.04%
	7,349,507			3.62659	1,138,719.46			3.62659	1,138,719.46	100.00%


I, Jonathan McLean, County Clerk for Monroe County Illinois, do hereby certify this report to be a true and complete copy of the 2022 extension information.




10/5/2023 12:17 pm


TIFM - MAIN STREET ABBEY TIF

Tax Year 2022											
Assessed (BoR Eq.)		State Equalized (1.00000)	Exemptions		Amount	State Category	Net Taxable Value	After EZ & TIF	Other Information	County	District
Land:	188,970	188,970	Home Improvement:	0	Farm:	0	0	PTELL:			
Farm Land:	0	0	Owner Occupied:	0	Residential:	0	0	New Property EAV:	0		0
Building:	388,550	388,550	Elderly:	0	Commercial:	577,520	2	Annexations EAV:	0		0
Farm Building:	0	0	Disabled Veteran:	0	Industrial:	0	0	Disconnection EAV:	0		0
State Assessed:	0	0	Senior Freeze:	0	Mineral:	0	0	Recovered TIF EAV	0		0
	577,520	577,520	:	0	Pollution Control:	0	0	Aggregate Extension:	0		
			:	0	State Railroad:	0	0	Rate Increase:	0.00000		
			:	0	Local Railroad:	0	0	TIF Loss EAV:	577,518		
			:	0		577,520	2	EZ EAV Reduction:	0		
Less Exemptions		0	Returning Veteran:	0	Overlapping Counties			EZ Tax Reduction:	0.00		
Net Taxable Value		577,520	Disabled Person:	0				Industrial Tax Abatement:	0.00		
			Disabled 50% Veteran:	0							
			Disabled 70% Veteran:	0							
			Leasehold Owner:	0							
			Natural Disaster:	0							
			Disabled 30% Veteran:	0							
				0							

Fund	Levy Request	Max Rate	Auto Set To Max	Calculated Rate	Calculated Taxes	PTELL Factor	PTELL Rate	(w/overrides) Final Rate	Final Taxes	% of Total
001 Corporate	0	0.00000		0.00000	35,926.14			0.00000	35,926.14	0.00%
	0			0.00000	35,926.14			0.00000	35,926.14	0.00%



I, Jonathan McLean, County Clerk for Monroe County Illinois, do hereby certify this report to be a true and complete copy of the 2022 extension information.




10/5/2023 12:17 pm


TIFR - ROCK CITY TIF

Tax Year 2022											
Assessed (BoR Eq.)		State Equalized (1.00000)	Exemptions		Amount	State Category	Net Taxable Value	After EZ & TIF	Other Information	County	District
Land:	0	0	Home Improvement:	0	Farm:	0	0	PTELL:			
Farm Land:	0	0	Owner Occupied:	0	Residential:	0	0	New Property EAV:	0		0
Building:	6,994,840	6,994,840	Elderly:	0	Commercial:	6,994,840	3	Annexations EAV:	0		0
Farm Building:	0	0	Disabled Veteran:	0	Industrial:	0	0	Disconnection EAV:	0		0
State Assessed:	0	0	Senior Freeze:	0	Mineral:	0	0	Recovered TIF EAV	0		0
	6,994,840	6,994,840	:	0	Pollution Control:	0	0	Aggregate Extension:	0		
			:	0	State Railroad:	0	0	Rate Increase:	0.00000		
			:	0	Local Railroad:	0	0	TIF Loss EAV:	6,994,837		
			:	0		6,994,840	3	EZ EAV Reduction:	0		
Less Exemptions		0	Returning Veteran:	0	Overlapping Counties			EZ Tax Reduction:	0.00		
Net Taxable Value		6,994,840	Disabled Person:	0				Industrial Tax Abatement:	0.00		
			Disabled 50% Veteran:	0							
			Disabled 70% Veteran:	0							
			Leasehold Owner:	0							
			Natural Disaster:	0							
			Disabled 30% Veteran:	0							
				0							

Fund	Levy Request	Max Rate	Auto Set To Max	Calculated Rate	Calculated Taxes	PTELL Factor	PTELL Rate	(w/overrides) Final Rate	Final Taxes	% of Total
001 Corporate	0	0.00000		0.00000	446,600.81			0.00000	446,600.81	0.00%
	0			0.00000	446,600.81			0.00000	446,600.81	0.00%



I, Jonathan McLean, County Clerk for Monroe County Illinois, do hereby certify this report to be a true and complete copy of the 2022 extension information.




10/5/2023 12:17 pm


V001 - CITY OF WATERLOO

Tax Year 2022											
Assessed (BoR Eq.)		State Equalized (1.00000)	Exemptions		Amount	State Category	Net Taxable Value	After EZ & TIF	Other Information	County	District
Land:	71,882,990	71,882,990	Home Improvement:	167,810	Farm:	1,151,707	1,151,707	PTELL:			
Farm Land:	470,024	470,024	Owner Occupied:	20,088,773	Residential:	252,223,064	252,223,064	New Property EAV:	5,304,340		5,304,340
Building:	267,644,965	267,644,965	Elderly:	5,386,768	Commercial:	48,950,335	48,950,335	Annexations EAV:	0		0
Farm Building:	85,530	85,530	Disabled Veteran:	0	Industrial:	447,820	447,820	Disconnection EAV:	0		0
State Assessed:	0	0	Senior Freeze:	4,884,850	Mineral:	0	0	Recovered TIF EAV	0		0
	340,083,509	340,083,509	:	0	Pollution Control:	0	0	Aggregate Extension:	1,498,196		
Less Assessments < 150	-1,337	-1,337	:	0	State Railroad:	0	0	Rate Increase:	0.00000		
	340,082,172	340,082,172	:	0	Local Railroad:	0	0	TIF Loss EAV:	0		
			:	0		302,772,926	302,772,926	EZ EAV Reduction:	0		
Less Exemptions		-37,309,246	Returning Veteran:	5,000	Overlapping Counties			EZ Tax Reduction:	0.00		
Net Taxable Value		302,772,926	Disabled Person:	144,000				Industrial Tax Abatement:	0.00		
			Disabled 50% Veteran:	65,000							
			Disabled 70% Veteran:	6,534,531							
			Leasehold Owner:	0							
			Natural Disaster:	0							
			Disabled 30% Veteran:	32,514							
			37,309,246								

Fund	Levy Request	Max Rate	Auto Set To Max	Calculated Rate	Calculated Taxes	PTELL Factor	PTELL Rate	(w/overrides) Final Rate	Final Taxes	% of Total
001 Corporate	135,000	0.33300		0.04459	135,006.45			0.04459	135,006.45	8.41%
005 Imrf	56,000	0.00000		0.01850	56,012.99			0.01850	56,012.99	3.49%
015 Police Pension	690,000	0.00000		0.22790	690,019.52			0.22790	690,019.52	43.01%
016 Library	447,000	0.15000		0.14764	447,013.96			0.14764	447,013.96	27.86%
038 Library / Special	59,600	0.02000		0.01969	59,615.99			0.01969	59,615.99	3.72%
040 Road	50,000	0.10150		0.01652	50,018.09			0.01652	50,018.09	3.12%
044 Band	30,000	0.05000		0.00991	30,004.80			0.00991	30,004.80	1.87%
047 Social Security	133,000	0.00000		0.04393	133,008.15			0.04393	133,008.15	8.29%
209 Prior Year Adjustment (Sb508)	3,671	0.00000		0.00122	3,693.83			0.00122	3,693.83	0.23%
	1,604,271			0.52990	1,604,393.78			0.52990	1,604,393.78	100.00%



I, Jonathan McLean, County Clerk for Monroe County Illinois, do hereby certify this report to be a true and complete copy of the 2022 extension information.




10/5/2023 12:17 pm

V002 - CITY OF COLUMBIA

Tax Year 2022											
Assessed (BoR Eq.)		State Equalized (1.00000)	Exemptions		Amount	State Category	Net Taxable Value	After EZ & TIF	Other Information	County	District
Land:	76,942,970	76,942,970	Home Improvement:	184,580	Farm:	1,020,362	1,020,362	PTELL:			
Farm Land:	546,153	546,153	Owner Occupied:	20,406,215	Residential:	293,707,084	293,707,084	New Property EAV:	4,401,790		4,401,790
Building:	314,079,760	314,079,760	Elderly:	4,940,864	Commercial:	53,551,750	52,974,232	Annexations EAV:	0		0
Farm Building:	69,360	69,360	Disabled Veteran:	0	Industrial:	6,636,440	6,636,440	Disconnection EAV:	0		0
State Assessed:	396,439	396,439	Senior Freeze:	4,807,571	Mineral:	0	0	Recovered TIF EAV	0		0
	392,034,682	392,034,682	:	0	Pollution Control:	0	0	Aggregate Extension:	0		
Less Assessments < 150	-2,041	-2,041	:	0	State Railroad:	396,439	396,439	Rate Increase:	0.00000		
	392,032,641	392,032,641	:	0	Local Railroad:	0	0	TIF Loss EAV:	577,518		
			:	0		355,312,075	354,734,557	EZ EAV Reduction:	0		
Less Exemptions		-36,720,566	Returning Veteran:	0	Overlapping Counties			EZ Tax Reduction:	0.00		
Net Taxable Value		355,312,075	Disabled Person:	106,000	St. Clair (Actual)		7,385,151	Industrial Tax Abatement:	0.00		
			Disabled 50% Veteran	60,000							
			Disabled 70% Veteran	6,197,836							
			Leasehold Owner:	0							
			Natural Disaster:	0							
			Disabled 30% Veteran	17,500							
			36,720,566								

Fund	Levy Request	Max Rate	Auto Set To Max	Calculated Rate	Calculated Taxes	PTELL Factor	PTELL Rate	(w/overrides) Final Rate	Final Taxes	% of Total
001 Corporate	1,066,645	0.33600		0.29456	1,044,906.07			0.29456	1,044,906.07	35.32%
003 Bonds And Interest	0	0.00000		0.00000	0.00			0.00000	0.00	0.00%
005 Imrf	136,231	0.00000		0.03763	133,486.61			0.03763	133,486.61	4.51%
012 Fire Protection	0	0.00000		0.00000	0.00			0.00000	0.00	0.00%
015 Police Pension	535,935	0.00000		0.14800	525,007.13			0.14800	525,007.13	17.75%
016 Library	423,535	0.15000		0.11696	414,897.52			0.11696	414,897.52	14.02%
025 Refuse Collection	102,654	0.20000		0.02835	100,567.24			0.02835	100,567.24	3.40%
035 Tort And Immunity	136,095	0.00000		0.03759	133,344.72			0.03759	133,344.72	4.51%
038 Library / Special	51,904	0.02000		0.01434	50,868.93			0.01434	50,868.93	1.72%
040 Road	295,796	0.10130		0.08169	289,782.65			0.08169	289,782.65	9.80%
047 Social Security	219,277	0.00000		0.06056	214,827.24			0.06056	214,827.24	7.26%
143 Medicare	51,767	0.00000		0.01430	50,727.04			0.01430	50,727.04	1.71%
	3,019,839			0.83398	2,958,415.15			0.83398	2,958,415.15	100.00%




I, Jonathan McLean, County Clerk for Monroe County Illinois, do hereby certify this report to be a true and complete copy of the 2022 extension information.




Tax Year 2022											
Assessed (BoR Eq.)		State Equalized (1.00000)	Exemptions		Amount	State Category	Net Taxable Value	After EZ & TIF	Other Information	County	District
Land:	4,325,690	4,325,690	Home Improvement:	8,460	Farm:	152,122	152,122	PTELL:			
Farm Land:	143,502	143,502	Owner Occupied:	2,225,030	Residential:	20,007,600	20,007,600	New Property EAV:	370,570		370,570
Building:	28,218,860	28,218,860	Elderly:	455,000	Commercial:	8,490,210	1,495,373	Annexations EAV:	0		0
Farm Building:	5,070	5,070	Disabled Veteran:	0	Industrial:	889,770	889,770	Disconnection EAV:	0		0
State Assessed:	718,041	718,041	Senior Freeze:	255,300	Mineral:	0	0	Recovered TIF EAV	0		0
	33,411,163	33,411,163	:	0	Pollution Control:	0	0	Aggregate Extension:	0		
Less Assessments < 150	-710	-710	:	0	State Railroad:	718,041	718,041	Rate Increase:	0.00000		
	33,410,453	33,410,453	:	0	Local Railroad:	0	0	TIF Loss EAV:	6,994,837		
			:	0		30,257,743	23,262,906	EZ EAV Reduction:	0		
Less Exemptions		-3,152,710	Returning Veteran:	0	Overlapping Counties			EZ Tax Reduction:	0.00		
Net Taxable Value		30,257,743	Disabled Person:	28,000				Industrial Tax Abatement:	0.00		
			Disabled 50% Veteran:	15,000							
			Disabled 70% Veteran:	165,920							
			Leasehold Owner:	0							
			Natural Disaster:	0							
			Disabled 30% Veteran:	0							
			3,152,710								

Fund	Levy Request	Max Rate	Auto Set To Max	Calculated Rate	Calculated Taxes	PTELL Factor	PTELL Rate	(w/overrides) Final Rate	Final Taxes	% of Total
001 Corporate	31,813	0.33300		0.13676	31,814.33			0.13676	31,814.33	27.81%
003 Bonds And Interest	52,600	0.00000		0.22612	52,602.06			0.22612	52,602.06	45.98%
025 Refuse Collection	14,690	0.20000		0.06315	14,690.52			0.06315	14,690.52	12.84%
035 Tort And Immunity	6,613	0.00000		0.02843	6,613.64			0.02843	6,613.64	5.78%
040 Road	8,668	0.10150		0.03727	8,670.08			0.03727	8,670.08	7.58%
	114,384			0.49173	114,390.63			0.49173	114,390.63	100.00%



I, Jonathan McLean, County Clerk for Monroe County Illinois, do hereby certify this report to be a true and complete copy of the 2022 extension information.




10/5/2023 12:17 pm


V004 - VILLAGE OF HECKER

Tax Year 2022											
Assessed (BoR Eq.)		State Equalized (1.00000)	Exemptions		Amount	State Category	Net Taxable Value	After EZ & TIF	Other Information	County	District
Land:	1,612,160	1,612,160	Home Improvement:	7,950	Farm:	13,519	13,519	PTELL:			
Farm Land:	13,679	13,679	Owner Occupied:	930,510	Residential:	7,158,928	7,158,928	New Property EAV:	6,470		6,470
Building:	8,107,320	8,107,320	Elderly:	277,932	Commercial:	666,400	666,400	Annexations EAV:	0		0
Farm Building:	0	0	Disabled Veteran:	0	Industrial:	67,180	67,180	Disconnection EAV:	0		0
State Assessed:	0	0	Senior Freeze:	501,840	Mineral:	0	0	Recovered TIF EAV	0		0
	9,733,159	9,733,159	:	0	Pollution Control:	0	0	Aggregate Extension:	0		
Less Assessments < 150	-170	-170	:	0	State Railroad:	0	0	Rate Increase:	0.00000		
	9,732,989	9,732,989	:	0	Local Railroad:	0	0	TIF Loss EAV:	0		
			:	0		7,906,027	7,906,027	EZ EAV Reduction:	0		
Less Exemptions		-1,826,962	Returning Veteran:	0	Overlapping Counties			EZ Tax Reduction:	0.00		
Net Taxable Value		7,906,027	Disabled Person:	16,000	St. Clair (Actual)		12,626	Industrial Tax Abatement:	0.00		
			Disabled 50% Veteran	0							
			Disabled 70% Veteran	80,230							
			Leasehold Owner:	0							
			Natural Disaster:	0							
			Disabled 30% Veteran	12,500							
			1,826,962								

Fund	Levy Request	Max Rate	Auto Set To Max	Calculated Rate	Calculated Taxes	PTELL Factor	PTELL Rate	(w/overrides) Final Rate	Final Taxes	% of Total
001 Corporate	20,250	0.32400		0.25573	20,218.04			0.25573	20,218.04	47.26%
027 Audit	4,400	0.00000		0.05557	4,393.37			0.05557	4,393.37	10.27%
035 Tort And Immunity	11,500	0.00000		0.14523	11,481.90			0.14523	11,481.90	26.84%
040 Road	3,600	0.06000		0.04547	3,594.86			0.04547	3,594.86	8.40%
041 Street Lighting	2,500	0.05000		0.03158	2,496.72			0.03158	2,496.72	5.84%
046 Emergency Services	600	0.05000		0.00758	599.28			0.00758	599.28	1.40%
047 Social Security	0	0.00000		0.00000	0.00			0.00000	0.00	0.00%
	42,850			0.54116	42,784.17			0.54116	42,784.17	100.00%



I, Jonathan McLean, County Clerk for Monroe County Illinois, do hereby certify this report to be a true and complete copy of the 2022 extension information.




10/5/2023 12:17 pm


V005 - VILLAGE OF MAEYSTOWN

Tax Year 2022											
Assessed (BoR Eq.)		State Equalized (1.00000)	Exemptions		Amount	State Category	Net Taxable Value	After EZ & TIF	Other Information	County	District
Land:	798,100	798,100	Home Improvement:	2,880	Farm:	86,503	86,503	PTELL:			
Farm Land:	1,466	1,466	Owner Occupied:	288,000	Residential:	3,488,880	3,488,880	New Property EAV:	0		0
Building:	3,404,410	3,404,410	Elderly:	70,000	Commercial:	52,470	52,470	Annexations EAV:	0		0
Farm Building:	610	610	Disabled Veteran:	0	Industrial:	17,720	17,720	Disconnection EAV:	0		0
State Assessed:	0	0	Senior Freeze:	22,200	Mineral:	0	0	Recovered TIF EAV	0		0
	4,204,586	4,204,586	:	0	Pollution Control:	0	0	Aggregate Extension:	17,123		
Less Assessments < 150	-243	-243	:	0	State Railroad:	0	0	Rate Increase:	0.00000		
	4,204,343	4,204,343	:	0	Local Railroad:	0	0	TIF Loss EAV:	0		
			:	0		3,645,573	3,645,573	EZ EAV Reduction:	0		
Less Exemptions		-558,770	Returning Veteran:	0	Overlapping Counties			EZ Tax Reduction:	0.00		
Net Taxable Value		3,645,573	Disabled Person:	2,000				Industrial Tax Abatement:	0.00		
			Disabled 50% Veteran	0							
			Disabled 70% Veteran	171,190							
			Leasehold Owner:	0							
			Natural Disaster:	0							
			Disabled 30% Veteran	2,500							
				558,770							

Fund	Levy Request	Max Rate	Auto Set To Max	Calculated Rate	Calculated Taxes	PTELL Factor	PTELL Rate	(w/overrides) Final Rate	Final Taxes	% of Total
001 Corporate	13,095	0.33300		0.33300	12,139.76	0.76684	0.25536	0.25536	9,309.34	51.78%
027 Audit	2,621	0.00000		0.07190	2,621.17	0.76684	0.05514	0.05514	2,010.17	11.18%
035 Tort And Immunity	4,310	0.00000		0.11823	4,310.16	0.76684	0.09066	0.09066	3,305.08	18.38%
040 Road	2,439	0.06000		0.06000	2,187.34	0.76684	0.04601	0.04601	1,677.33	9.33%
041 Street Lighting	2,439	0.06000		0.06000	2,187.34	0.76684	0.04601	0.04601	1,677.33	9.33%
209 Prior Year Adjustment (Sb508)	0	0.00000		0.00000	0.00			0.00000	0.00	0.00%
	24,904			0.64313	23,445.77		0.49318	0.49318	17,979.25	100.00%



I, Jonathan McLean, County Clerk for Monroe County Illinois, do hereby certify this report to be a true and complete copy of the 2022 extension information.




10/5/2023 12:17 pm


V006 - VILLAGE OF FULTS

Tax Year 2022											
Assessed (BoR Eq.)		State Equalized (1.00000)	Exemptions		Amount	State Category	Net Taxable Value	After EZ & TIF	Other Information	County	District
Land:	7,380	7,380	Home Improvement:	0	Farm:	0	0	PTELL:			
Farm Land:	0	0	Owner Occupied:	60,000	Residential:	181,224	181,224	New Property EAV:	0		0
Building:	274,110	274,110	Elderly:	15,000	Commercial:	0	0	Annexations EAV:	0		0
Farm Building:	0	0	Disabled Veteran:	0	Industrial:	11,890	11,890	Disconnection EAV:	0		0
State Assessed:	220,469	220,469	Senior Freeze:	3,210	Mineral:	0	0	Recovered TIF EAV	0		0
	501,959	501,959	:	0	Pollution Control:	0	0	Aggregate Extension:	1,682		
Less Assessments < 150	-120	-120	:	0	State Railroad:	220,469	220,469	Rate Increase:	0.00000		
	501,839	501,839	:	0	Local Railroad:	0	0	TIF Loss EAV:	0		
			:	0		413,583	413,583	EZ EAV Reduction:	0		
Less Exemptions		-88,256	Returning Veteran:	0	Overlapping Counties			EZ Tax Reduction:	0.00		
Net Taxable Value		413,583	Disabled Person:	0				Industrial Tax Abatement:	0.00		
			Disabled 50% Veteran:	0							
			Disabled 70% Veteran:	10,046							
			Leasehold Owner:	0							
			Natural Disaster:	0							
			Disabled 30% Veteran:	0							
			88,256								

Fund	Levy Request	Max Rate	Auto Set To Max	Calculated Rate	Calculated Taxes	PTELL Factor	PTELL Rate	(w/overrides) Final Rate	Final Taxes	% of Total
001 Corporate	5,025	0.33300		0.33300	1,377.23	0.78479	0.26134	0.26134	1,080.87	61.20%
025 Refuse Collection	625	0.20000		0.15112	625.01	0.78479	0.11860	0.11860	490.51	27.77%
040 Road	3,870	0.06000		0.06000	248.15	0.78479	0.04709	0.04709	194.76	11.03%
046 Emergency Services	0	0.05000		0.00000	0.00	0.78479		0.00000	0.00	0.00%
209 Prior Year Adjustment (Sb508)	0	0.00000		0.00000	0.00			0.00000	0.00	0.00%
	9,520			0.54412	2,250.39		0.42703	0.42703	1,766.14	100.00%



I, Jonathan McLean, County Clerk for Monroe County Illinois, do hereby certify this report to be a true and complete copy of the 2022 extension information.




10/5/2023 12:17 pm

V007 - VILLAGE OF DUPO

Tax Year 2022											
Assessed (BoR Eq.)		State Equalized (1.00000)	Exemptions		Amount	State Category	Net Taxable Value	After EZ & TIF	Other Information	County	District
Land:	0	0	Home Improvement:	0	Farm:	77,208	77,208	PTELL:			
Farm Land:	66,698	66,698	Owner Occupied:	0	Residential:	0	0	New Property EAV:	0		21,624
Building:	0	0	Elderly:	0	Commercial:	0	0	Annexations EAV:	0		0
Farm Building:	10,510	10,510	Disabled Veteran:	0	Industrial:	0	0	Disconnection EAV:	0		0
State Assessed:	0	0	Senior Freeze:	0	Mineral:	0	0	Recovered TIF EAV	0		0
	77,208	77,208	:	0	Pollution Control:	0	0	Aggregate Extension:	0		
			:	0	State Railroad:	0	0	Rate Increase:	0.00000		
			:	0	Local Railroad:	0	0	TIF Loss EAV:	0		
			:	0		77,208	77,208	EZ EAV Reduction:	0		
Less Exemptions		0	Returning Veteran:	0	Overlapping Counties			EZ Tax Reduction:	0.00		
Net Taxable Value		77,208	Disabled Person:	0	St. Clair (Actual)		52,624,047	Industrial Tax Abatement:	0.00		
			Disabled 50% Veteran	0			52,701,255				
			Disabled 70% Veteran	0							
			Leasehold Owner:	0							
			Natural Disaster:	0							
			Disabled 30% Veteran	0							
				0							

Fund	Levy Request	Max Rate	Auto Set To Max	Calculated Rate	Calculated Taxes	PTELL Factor	PTELL Rate	(w/overrides) Final Rate	Final Taxes	% of Total
001 Corporate	125,000	0.25000		0.23719	183.14			0.23719	183.14	35.61%
005 Imrf	76,000	0.00000		0.14421	111.34			0.14421	111.34	21.65%
014 Police Protection	75,000	0.15000		0.14232	109.88			0.14232	109.88	21.37%
047 Social Security	75,000	0.00000		0.14232	109.88			0.14232	109.88	21.37%
	351,000			0.66604	514.24			0.66604	514.24	100.00%



I, Jonathan McLean, County Clerk for Monroe County Illinois, do hereby certify this report to be a true and complete copy of the 2022 extension information.

