

6/18/2025 3:26 pm

C001 - MONROE COUNTY

Tax Year 2024											
Assessed (BoR Eq.)		State Equalized (1.06000)	Exemptions		Amount	State Category	Net Taxable Value	After EZ & TIF	Other Information	County	District
Land:	248,852,999	262,813,308	Owner Occupied:	68,002,828	Farm:	165,466,751	165,462,059	PTELL:			
Farm Land:	55,670,397	55,670,397	Elderly:	18,863,425	Residential:	1,021,495,175	1,021,495,175	New Property EAV:	15,192,623		15,192,623
Building:	1,097,595,604	1,159,170,703	Senior Freeze:	25,894,795	Commercial:	132,910,852	124,913,687	Annexations EAV:	0		0
Farm Building:	9,344,310	9,344,310	Home Improvement:	1,180,343	Industrial:	13,179,173	13,179,173	Disconnection EAV:	0		0
State Assessed:	13,110,543	13,110,543	Returning Veteran:	0	Mineral:	0	0	Recovered TIF EAV	0		0
	1,424,573,853	1,500,109,261	Disabled Veteran:	0	Pollution Control:	0	0	Aggregate Extension:	7,830,699		
Less Assessments < 150	-13,942	-14,320	Disabled 30% Veteran	81,051	State Railroad:	13,110,543	13,110,543	Rate Increase:	0.00000		
	1,424,559,911	1,500,094,941	Disabled 50% Veteran	221,680	Local Railroad:	0	0	TIF Loss EAV:	8,001,857		
			Disabled 70% Veteran	39,240,755		1,346,162,494	1,338,160,637	EZ EAV Reduction:	0		
Less Exemptions		-153,932,447	Disabled Person:	447,570	Overlapping Counties			EZ Tax Reduction:	0.00		
Net Taxable Value		1,346,162,494	Leasehold Owner:	0				Industrial Tax Abatement:	0.00		
			Natural Disaster:	0							
			:	0							
			:	0							
			:	0							
			:	0							
			:	0							
				153,932,447							

Fund		Levy Request	Max Rate	Auto Set To Max	Calculated Rate	Calculated Taxes	PTELL Factor	PTELL Rate	(w/overrides) Final Rate	Final Taxes	% of Total
001	Corporate	3,450,000	0.27000		0.25782	3,450,083.23	0.99206	0.25577	0.25782	3,450,083.23	40.30%
113	Nursing Home	350,000	0.00000		0.02616	350,066.63			0.02616	350,066.63	4.09%
005	Imrf	600,000	0.00000		0.04484	600,031.23	0.99206	0.04448	0.03999	535,136.26	6.25%
006	County Highway	1,152,000	0.12000		0.08609	1,152,035.01	0.99206	0.08541	0.08609	1,152,035.01	13.46%
008	Road District Bridge	113,000	0.05000		0.00845	113,074.57	0.99206	0.00838	0.00844	112,941.99	1.32%
018	Mental Health	504,185	0.15000		0.03768	504,224.41	0.99206	0.03738	0.03768	504,224.41	5.89%
021	Federal Aid Matching	322,000	0.05000		0.02407	322,095.27	0.99206	0.02388	0.02406	321,964.95	3.76%
022	Health Tax	301,651	0.07500		0.02255	301,755.22	0.99206	0.02237	0.02254	301,624.69	3.52%
035	Tort And Immunity	950,000	0.00000		0.07100	950,094.05	0.99206	0.07044	0.07099	949,970.56	11.10%
047	Social Security	650,000	0.00000		0.04858	650,078.44	0.99206	0.04819	0.04857	649,951.69	7.59%
053	Extension Council	200,000	0.05000		0.01495	200,057.19	0.99206	0.01483	0.01495	200,057.19	2.34%
054	General Assistance	12,000	0.10000		0.00090	12,043.58	0.99206	0.00089	0.00090	12,043.58	0.14%
209	Prior Year Adjustment (Sb508)	21,291	0.00000		0.00160	21,410.57			0.00159	21,276.99	0.25%
		8,626,127			0.64469	8,627,049.40		0.61202	0.63978	8,561,377.18	100.00%

Jonathan McLean

I, Jonathan McLean, County Clerk for Monroe County Illinois, do hereby certify this report to be a true and complete copy of the 2024 extension information.



Tax Year 2024											
Assessed (BoR Eq.)		State Equalized (1.06000)	Exemptions		Amount	State Category	Net Taxable Value	After EZ & TIF	Other Information	County	District
Land:	147,770,639	156,060,208	Owner Occupied:	43,763,240	Farm:	148,389,308	148,389,308	PTELL:			
Farm Land:	48,052,459	48,052,459	Elderly:	12,423,412	Residential:	602,958,176	602,958,176	New Property EAV:	9,282,425		9,282,425
Building:	681,892,475	720,146,642	Senior Freeze:	17,863,984	Commercial:	73,675,110	66,287,862	Annexations EAV:	0		0
Farm Building:	7,993,670	7,993,670	Home Improvement:	813,960	Industrial:	5,114,372	5,114,372	Disconnection EAV:	0		0
State Assessed:	9,817,047	9,817,047	Returning Veteran:	0	Mineral:	0	0	Recovered TIF EAV	0		0
	895,526,290	942,070,026	Disabled Veteran:	0	Pollution Control:	0	0	Aggregate Extension:	328,042		
Less Assessments < 150	-11,240	-11,505	Disabled 30% Veterar	64,378	State Railroad:	9,817,047	9,817,047	Rate Increase:	0.00000		
	895,515,050	942,058,521	Disabled 50% Veterar	151,680	Local Railroad:	0	0	TIF Loss EAV:	7,387,248		
			Disabled 70% Veterar	26,696,284		839,954,013	832,566,765	EZ EAV Reduction:	0		
Less Exemptions		-102,104,508	Disabled Person:	327,570	Overlapping Counties			EZ Tax Reduction:	0.00		
Net Taxable Value		839,954,013	Leasehold Owner:	0				Industrial Tax Abatement:	0.00		
			Natural Disaster:	0							
			:	0							
			:	0							
			:	0							
			:	0							
			:	0							
			102,104,508								

Fund	Levy Request	Max Rate	Auto Set To Max	Calculated Rate	Calculated Taxes	PTELL Factor	PTELL Rate	(w/overrides) Final Rate	Final Taxes	% of Total
064 Ambulance Service	440,000	0.25000		0.05285	440,010.98			0.05285	440,010.98	99.83%
209 Prior Year Adjustment (Sb508)	773	0.00000		0.00010	832.57			0.00009	749.31	0.17%
	440,773			0.05295	440,843.55			0.05294	440,760.29	100.00%

Jonathan McLean

I, Jonathan McLean, County Clerk for Monroe County Illinois, do hereby certify this report to be a true and complete copy of the 2024 extension information.



6/18/2025 3:26 pm

F001 - WATERLOO FIRE DIST

Tax Year 2024											
Assessed (BoR Eq.)		State Equalized (1.06000)	Exemptions		Amount	State Category	Net Taxable Value	After EZ & TIF	Other Information	County	District
Land:	119,690,642	126,405,080	Owner Occupied:	32,348,208	Farm:	61,651,004	61,651,004	PTELL:			
Farm Land:	14,322,764	14,322,764	Elderly:	9,261,734	Residential:	494,207,852	494,207,852	New Property EAV:	7,509,042		7,509,042
Building:	528,417,845	558,062,077	Senior Freeze:	13,960,733	Commercial:	62,881,515	62,881,515	Annexations EAV:	0		0
Farm Building:	2,421,060	2,421,060	Home Improvement:	561,250	Industrial:	3,578,609	3,578,609	Disconnection EAV:	0		0
State Assessed:	0	0	Returning Veteran:	0	Mineral:	0	0	Recovered TIF EAV	0		0
	664,852,311	701,210,981	Disabled Veteran:	0	Pollution Control:	0	0	Aggregate Extension:	0		
Less Assessments < 150	-3,315	-3,477	Disabled 30% Veterar	36,045	State Railroad:	0	0	Rate Increase:	0.00000		
	664,848,996	701,207,504	Disabled 50% Veterar	105,847	Local Railroad:	0	0	TIF Loss EAV:	0		
			Disabled 70% Veterar	22,402,707		622,318,980	622,318,980	EZ EAV Reduction:	0		
Less Exemptions		-78,888,524	Disabled Person:	212,000	Overlapping Counties			EZ Tax Reduction:	0.00		
Net Taxable Value		622,318,980	Leasehold Owner:	0	St. Clair (Actual)		3,415,234	Industrial Tax Abatement:	0.00		
			Natural Disaster:	0			625,734,214				
			:	0							
			:	0							
			:	0							
			:	0							
			:	0							
				78,888,524							

Fund	Levy Request	Max Rate	Auto Set To Max	Calculated Rate	Calculated Taxes	PTELL Factor	PTELL Rate	(w/overrides) Final Rate	Final Taxes	% of Total
001 Corporate	900,000	0.30000		0.14384	895,143.56			0.14384	895,143.56	93.51%
027 Audit	7,500	0.00500		0.00120	7,467.83			0.00120	7,467.83	0.78%
035 Insurance	55,000	0.00000		0.00879	54,701.84			0.00879	54,701.84	5.71%
	962,500			0.15383	957,313.23			0.15383	957,313.23	100.00%

Jonathan McLean

I, Jonathan McLean, County Clerk for Monroe County Illinois, do hereby certify this report to be a true and complete copy of the 2024 extension information.



Tax Year 2024											
Assessed (BoR Eq.)		State Equalized (1.06000)	Exemptions		Amount	State Category	Net Taxable Value	After EZ & TIF	Other Information	County	District
Land:	101,082,360	106,753,100	Owner Occupied:	24,239,588	Farm:	17,077,443	17,072,751	PTELL:			
Farm Land:	7,617,938	7,617,938	Elderly:	6,440,013	Residential:	418,536,999	418,536,999	New Property EAV:	5,910,198		5,910,198
Building:	415,703,129	439,024,061	Senior Freeze:	8,030,811	Commercial:	59,235,742	58,625,825	Annexations EAV:	0		0
Farm Building:	1,350,640	1,350,640	Home Improvement:	366,383	Industrial:	8,064,801	8,064,801	Disconnection EAV:	0		0
State Assessed:	3,293,496	3,293,496	Returning Veteran:	0	Mineral:	0	0	Recovered TIF EAV	0		0
	529,047,563	558,039,235	Disabled Veteran:	0	Pollution Control:	0	0	Aggregate Extension:	0		
Less Assessments < 150	-2,702	-2,815	Disabled 30% Veterar	16,673	State Railroad:	3,293,496	3,293,496	Rate Increase:	0.00000		
	529,044,861	558,036,420	Disabled 50% Veterar	70,000	Local Railroad:	0	0	TIF Loss EAV:	614,609		
			Disabled 70% Veterar	12,544,471		506,208,481	505,593,872	EZ EAV Reduction:	0		
Less Exemptions		-51,827,939	Disabled Person:	120,000	Overlapping Counties			EZ Tax Reduction:	0.00		
Net Taxable Value		506,208,481	Leasehold Owner:	0	St. Clair (Actual)		51,876,123	Industrial Tax Abatement:	0.00		
			Natural Disaster:	0			557,469,995				
			:	0							
			:	0							
			:	0							
			:	0							
			:	0							
			51,827,939								

Fund	Levy Request	Max Rate	Auto Set To Max	Calculated Rate	Calculated Taxes	PTELL Factor	PTELL Rate	(w/overrides) Final Rate	Final Taxes	% of Total
001 Corporate	1,068,059	0.25000		0.19160	968,717.59			0.19160	968,717.59	78.18%
035 Tort And Immunity	60,000	0.00000		0.01077	54,452.44			0.01077	54,452.44	4.39%
064 Ambulance Service	238,033	0.30000		0.04270	215,888.52			0.04270	215,888.52	17.42%
	1,366,092			0.24507	1,239,058.55			0.24507	1,239,058.55	100.00%

Jonathan McLean

I, Jonathan McLean, County Clerk for Monroe County Illinois, do hereby certify this report to be a true and complete copy of the 2024 extension information.



6/18/2025 3:26 pm

F003 - HECKER FIRE DIST

			Tax Year 2024							
	Assessed (BoR Eq.)	State Equalized (1.06000)	Exemptions	Amount	State Category	Net Taxable Value	After EZ & TIF	Other Information	County	District
Land:	6,645,420	7,018,264	Owner Occupied:	2,796,508	Farm:	14,116,264	14,116,264	PTELL:		
Farm Land:	4,149,683	4,149,683	Elderly:	795,000	Residential:	29,641,494	29,641,494	New Property EAV:	152,401	152,401
Building:	37,235,870	39,324,808	Senior Freeze:	1,361,482	Commercial:	1,128,770	1,128,770	Annexations EAV:	0	0
Farm Building:	1,002,700	1,002,700	Home Improvement:	71,490	Industrial:	72,692	72,692	Disconnection EAV:	0	0
State Assessed:	0	0	Returning Veteran:	0	Mineral:	0	0	Recovered TIF EAV	0	0
	49,033,673	51,495,455	Disabled Veteran:	0	Pollution Control:	0	0	Aggregate Extension:	0	
Less Assessments < 150	-462	-465	Disabled 30% Veterar	12,500	State Railroad:	0	0	Rate Increase:	0.00000	
	49,033,211	51,494,990	Disabled 50% Veterar	0	Local Railroad:	0	0	TIF Loss EAV:	0	
			Disabled 70% Veterar	1,468,790		44,959,220	44,959,220	EZ EAV Reduction:	0	
Less Exemptions		-6,535,770	Disabled Person:	30,000	Overlapping Counties			EZ Tax Reduction:	0.00	
Net Taxable Value		44,959,220	Leasehold Owner:	0	St. Clair (Actual)		36,376,633	Industrial Tax Abatement:	0.00	
			Natural Disaster:	0			81,335,853			
			:	0						
			:	0						
			:	0						
			:	0						
				6,535,770						

Fund	Levy Request	Max Rate	Auto Set To Max	Calculated Rate	Calculated Taxes	PTELL Factor	PTELL Rate	(w/overrides) Final Rate	Final Taxes	% of Total
001 Corporate	214,500	0.30000		0.26373	118,570.81			0.26373	118,570.81	91.47%
027 Audit	2,000	0.00500		0.00246	1,106.00			0.00246	1,106.00	0.85%
035 Tort And Immunity	18,000	0.00000		0.02214	9,953.96			0.02214	9,953.96	7.68%
	234,500			0.28833	129,630.77			0.28833	129,630.77	100.00%

Jonathan McLean

I, Jonathan McLean, County Clerk for Monroe County Illinois, do hereby certify this report to be a true and complete copy of the 2024 extension information.



Tax Year 2024											
Assessed (BoR Eq.)		State Equalized (1.06000)	Exemptions		Amount	State Category	Net Taxable Value	After EZ & TIF	Other Information	County	District
Land:	83,690	88,387	Owner Occupied:	36,000	Farm:	489,515	489,515	PTELL:			
Farm Land:	151,233	151,233	Elderly:	10,000	Residential:	260,462	260,462	New Property EAV:	0		0
Building:	447,600	472,711	Senior Freeze:	57,274	Commercial:	0	0	Annexations EAV:	0		0
Farm Building:	140,920	140,920	Home Improvement:	0	Industrial:	0	0	Disconnection EAV:	0		0
State Assessed:	0	0	Returning Veteran:	0	Mineral:	0	0	Recovered TIF EAV	0		0
	823,443	853,251	Disabled Veteran:	0	Pollution Control:	0	0	Aggregate Extension:	0		
			Disabled 30% Veteran	0	State Railroad:	0	0	Rate Increase:	0.00000		
			Disabled 50% Veteran	0	Local Railroad:	0	0	TIF Loss EAV:	0		
			Disabled 70% Veteran	0		749,977	749,977	EZ EAV Reduction:	0		
Less Exemptions		-103,274	Disabled Person:	0	Overlapping Counties			EZ Tax Reduction:	0.00		
Net Taxable Value		749,977	Leasehold Owner:	0	St. Clair (Actual)		64,068,685	Industrial Tax Abatement:	0.00		
			Natural Disaster:	0			64,818,662				
			:	0							
			:	0							
			:	0							
			:	0							
			:	0							
				103,274							

Fund	Levy Request	Max Rate	Auto Set To Max	Calculated Rate	Calculated Taxes	PTELL Factor	PTELL Rate	(w/overrides) Final Rate	Final Taxes	% of Total
001 Corporate	168,285	0.30000		0.25963	1,947.17			0.25963	1,947.17	46.78%
027 Audit	3,200	0.00500		0.00494	37.05			0.00494	37.05	0.89%
035 Tort And Immunity	20,000	0.00000		0.03086	231.44			0.03086	231.44	5.56%
064 Ambulance Service	168,285	0.30000		0.25963	1,947.17			0.25963	1,947.17	46.78%
	359,770			0.55506	4,162.83			0.55506	4,162.83	100.00%

Jonathan McLean

I, Jonathan McLean, County Clerk for Monroe County Illinois, do hereby certify this report to be a true and complete copy of the 2024 extension information.



6/18/2025 3:26 pm

F005 - VALMEYER FIRE DIST

Tax Year 2024											
Assessed (BoR Eq.)		State Equalized (1.06000)	Exemptions		Amount	State Category	Net Taxable Value	After EZ & TIF	Other Information	County	District
Land:	7,153,902	7,555,061	Owner Occupied:	3,203,000	Farm:	17,309,646	17,309,646	PTELL:			
Farm Land:	10,106,745	10,106,745	Elderly:	802,937	Residential:	35,679,836	35,679,836	New Property EAV:	470,913		470,913
Building:	47,278,250	49,930,558	Senior Freeze:	1,053,364	Commercial:	9,034,060	1,646,812	Annexations EAV:	0		0
Farm Building:	1,228,610	1,228,610	Home Improvement:	19,410	Industrial:	1,087,340	1,087,340	Disconnection EAV:	0		0
State Assessed:	4,936,096	4,936,096	Returning Veteran:	0	Mineral:	0	0	Recovered TIF EAV	0		0
	70,703,603	73,757,070	Disabled Veteran:	0	Pollution Control:	0	0	Aggregate Extension:	229,434		
Less Assessments < 150	-4,459	-4,517	Disabled 30% Veterar	3,333	State Railroad:	4,936,096	4,936,096	Rate Increase:	0.00000		
	70,699,144	73,752,553	Disabled 50% Veterar	30,833	Local Railroad:	0	0	TIF Loss EAV:	7,387,248		
			Disabled 70% Veterar	563,128		68,046,978	60,659,730	EZ EAV Reduction:	0		
Less Exemptions		-5,705,575	Disabled Person:	29,570	Overlapping Counties			EZ Tax Reduction:	0.00		
Net Taxable Value		68,046,978	Leasehold Owner:	0				Industrial Tax Abatement:	0.00		
			Natural Disaster:	0							
			:	0							
			:	0							
			:	0							
			:	0							
			:	0							
			5,705,575								

Fund	Levy Request	Max Rate	Auto Set To Max	Calculated Rate	Calculated Taxes	PTELL Factor	PTELL Rate	(w/overrides) Final Rate	Final Taxes	% of Total
001 Corporate	225,008	0.45554		0.37094	225,011.20	0.99202	0.36798	0.36798	223,215.70	93.06%
035 Tort And Immunity	16,000	0.00000		0.02638	16,002.04	0.99202	0.02617	0.02617	15,874.65	6.62%
209 Prior Year Adjustment (Sb508)	775	0.00000		0.00128	776.44			0.00128	776.44	0.32%
	241,783			0.39860	241,789.68		0.39415	0.39543	239,866.79	100.00%

Jonathan McLean

I, Jonathan McLean, County Clerk for Monroe County Illinois, do hereby certify this report to be a true and complete copy of the 2024 extension information.




Tax Year 2024											
Assessed (BoR Eq.)		State Equalized (1.06000)	Exemptions		Amount	State Category	Net Taxable Value	After EZ & TIF	Other Information	County	District
Land:	5,498,585	5,807,001	Owner Occupied:	2,201,016	Farm:	20,925,136	20,925,136	PTELL:			
Farm Land:	7,927,387	7,927,387	Elderly:	603,741	Residential:	16,039,380	16,039,380	New Property EAV:	488,733		488,733
Building:	25,479,920	26,909,336	Senior Freeze:	504,048	Commercial:	62,996	62,996	Annexations EAV:	0		0
Farm Building:	1,024,020	1,024,020	Home Improvement:	47,680	Industrial:	312,565	312,565	Disconnection EAV:	0		0
State Assessed:	3,318,384	3,318,384	Returning Veteran:	0	Mineral:	0	0	Recovered TIF EAV	0		0
	43,248,296	44,986,128	Disabled Veteran:	0	Pollution Control:	0	0	Aggregate Extension:	164,182		
Less Assessments < 150	-1,103	-1,130	Disabled 30% Veterar	5,000	State Railroad:	3,318,384	3,318,384	Rate Increase:	0.00000		
	43,247,193	44,984,998	Disabled 50% Veterar	0	Local Railroad:	0	0	TIF Loss EAV:	0		
			Disabled 70% Veterar	947,052		40,658,461	40,658,461	EZ EAV Reduction:	0		
Less Exemptions		-4,326,537	Disabled Person:	18,000	Overlapping Counties			EZ Tax Reduction:	0.00		
Net Taxable Value		40,658,461	Leasehold Owner:	0				Industrial Tax Abatement:	0.00		
			Natural Disaster:	0							
			:	0							
			:	0							
			:	0							
			:	0							
			:	0							
			4,326,537								

Fund	Levy Request	Max Rate	Auto Set To Max	Calculated Rate	Calculated Taxes	PTELL Factor	PTELL Rate	(w/overrides) Final Rate	Final Taxes	% of Total
001 Corporate	158,519	0.40000		0.38988	158,519.21	0.99889	0.38945	0.38945	158,344.40	74.66%
035 Tort And Immunity	13,500	0.00000		0.03321	13,502.67	0.99889	0.03317	0.03317	13,486.41	6.36%
209 Prior Year Adjustment (Sb508)	252	0.00000		0.00062	252.08			0.00062	252.08	0.12%
049 Emergency/Rescue Crews & Equipmen	40,000	0.00000		0.09839	40,003.86			0.09839	40,003.86	18.86%
	212,271			0.52210	212,277.82		0.42262	0.52163	212,086.75	100.00%

Jonathan McLean

I, Jonathan McLean, County Clerk for Monroe County Illinois, do hereby certify this report to be a true and complete copy of the 2024 extension information.

COUNTY CLERK



MONROE COUNTY, ILLINOIS

6/18/2025 3:26 pm

J522 - S.W. ILLINOIS COLLEGE #522

Tax Year 2024											
Assessed (BoR Eq.)		State Equalized (1.06000)	Exemptions		Amount	State Category	Net Taxable Value	After EZ & TIF	Other Information	County	District
Land:	248,852,999	262,813,308	Owner Occupied:	68,002,828	Farm:	165,466,751	165,462,059	PTELL:			
Farm Land:	55,670,397	55,670,397	Elderly:	18,863,425	Residential:	1,021,495,175	1,021,495,175	New Property EAV:	15,192,623		15,192,623
Building:	1,097,595,604	1,159,170,703	Senior Freeze:	25,894,795	Commercial:	132,910,852	124,913,687	Annexations EAV:	0		0
Farm Building:	9,344,310	9,344,310	Home Improvement:	1,180,343	Industrial:	13,179,173	13,179,173	Disconnection EAV:	0		0
State Assessed:	13,110,543	13,110,543	Returning Veteran:	0	Mineral:	0	0	Recovered TIF EAV	0		0
	1,424,573,853	1,500,109,261	Disabled Veteran:	0	Pollution Control:	0	0	Aggregate Extension:	0		
Less Assessments < 150	-13,942	-14,320	Disabled 30% Veteran	81,051	State Railroad:	13,110,543	13,110,543	Rate Increase:	0.00000		
	1,424,559,911	1,500,094,941	Disabled 50% Veteran	221,680	Local Railroad:	0	0	TIF Loss EAV:	8,001,857		
			Disabled 70% Veteran	39,240,755		1,346,162,494	1,338,160,637	EZ EAV Reduction:	0		
Less Exemptions		-153,932,447	Disabled Person:	447,570	Overlapping Counties			EZ Tax Reduction:	0.00		
Net Taxable Value		1,346,162,494	Leasehold Owner:	0	St. Clair (Actual)		5,124,353,901	Industrial Tax Abatement:	0.00		
			Natural Disaster:	0	Montgomery (Actual)		314,408				
			:	0	Madison (Actual)		3,278,331,869				
			:	0	Perry (Estimate)		3,444,658				
			:	0	Randolph (Estimate)		561,674,049				
			:	0	Washington (Estimate)		77,975,372				
					Bond (Actual)		21,369,219				
				153,932,447			10,405,624,113				

CONTINUED ON NEXT PAGE >>

Tax Year 2024										
Fund	Levy Request	Max Rate	Auto Set To Max	Calculated Rate	Calculated Taxes	PTELL Factor	PTELL Rate	(w/overrides) Final Rate	Final Taxes	% of Total
002 Education	13,264,214	0.13200		0.12748	1,705,887.20			0.12748	1,705,887.20	34.01%
003 Bonds And Interest	4,890,000	0.00000		0.04700	628,935.51			0.04700	628,935.51	12.54%
004 Building And Maintenance	2,813,621	0.02800		0.02704	361,838.64			0.02704	361,838.64	7.21%
027 Audit	150,730	0.00500		0.00145	19,403.33			0.00145	19,403.33	0.39%
032 Fire And Safety	1,004,865	0.05000		0.00966	129,266.32			0.00966	129,266.32	2.58%
035 Tort And Immunity	3,369,459	0.00000		0.03239	433,430.23			0.03239	433,430.23	8.64%
047 Social Security	650,000	0.00000		0.00625	83,635.04			0.00625	83,635.04	1.67%
149 Equalization Factor	12,852,219	0.13970		0.12352	1,652,896.03			0.12352	1,652,896.03	32.96%
	38,995,108			0.37479	5,015,292.30			0.37479	5,015,292.30	100.00%

Jonathan McLean

I, Jonathan McLean, County Clerk for Monroe County Illinois, do hereby certify this report to be a true and complete copy of the 2024 extension information.



6/18/2025 3:26 pm

L007 - VALMEYER LIBRARY

Tax Year 2024											
Assessed (BoR Eq.)		State Equalized (1.06000)	Exemptions		Amount	State Category	Net Taxable Value	After EZ & TIF	Other Information	County	District
Land:	11,066,342	11,686,955	Owner Occupied:	4,624,016	Farm:	36,276,927	36,276,927	PTELL:			
Farm Land:	20,523,485	20,523,485	Elderly:	1,196,678	Residential:	47,351,077	47,351,077	New Property EAV:	574,930		574,930
Building:	64,388,270	68,000,453	Senior Freeze:	1,407,289	Commercial:	9,134,336	1,747,088	Annexations EAV:	0		0
Farm Building:	2,306,040	2,306,040	Home Improvement:	46,020	Industrial:	1,458,244	1,458,244	Disconnection EAV:	0		0
State Assessed:	10,465,354	10,465,354	Returning Veteran:	0	Mineral:	0	0	Recovered TIF EAV	0		0
	108,749,491	112,982,287	Disabled Veteran:	0	Pollution Control:	0	0	Aggregate Extension:	69,047		
Less Assessments < 150	-5,714	-5,793	Disabled 30% Veterar	5,833	State Railroad:	10,465,354	10,465,354	Rate Increase:	0.00000		
	108,743,777	112,976,494	Disabled 50% Veterar	30,833	Local Railroad:	0	0	TIF Loss EAV:	7,387,248		
			Disabled 70% Veterar	940,317		104,685,938	97,298,690	EZ EAV Reduction:	0		
Less Exemptions		-8,290,556	Disabled Person:	39,570	Overlapping Counties			EZ Tax Reduction:	0.00		
Net Taxable Value		104,685,938	Leasehold Owner:	0				Industrial Tax Abatement:	0.00		
			Natural Disaster:	0							
			:	0							
			:	0							
			:	0							
			:	0							
			:	0							
			8,290,556								

Fund	Levy Request	Max Rate	Auto Set To Max	Calculated Rate	Calculated Taxes	PTELL Factor	PTELL Rate	(w/overrides) Final Rate	Final Taxes	% of Total
001 Corporate	73,988	0.13000		0.07605	73,995.65	0.97055	0.07381	0.07381	71,816.22	99.74%
209 Prior Year Adjustment (Sb508)	180	0.00000		0.00019	184.87			0.00019	184.87	0.26%
	74,168			0.07624	74,180.52		0.07381	0.07400	72,001.09	100.00%

Jonathan McLean

I, Jonathan McLean, County Clerk for Monroe County Illinois, do hereby certify this report to be a true and complete copy of the 2024 extension information.



Tax Year 2024											
Assessed (BoR Eq.)		State Equalized (1.06000)	Exemptions		Amount	State Category	Net Taxable Value	After EZ & TIF	Other Information	County	District
Land:	691,810	730,620	Owner Occupied:	336,000	Farm:	1,783,357	1,783,357	PTELL:			
Farm Land:	711,819	711,819	Elderly:	110,000	Residential:	2,745,343	2,745,343	New Property EAV:	6,178		6,178
Building:	3,384,420	3,574,285	Senior Freeze:	130,986	Commercial:	0	0	Annexations EAV:	0		0
Farm Building:	244,380	244,380	Home Improvement:	0	Industrial:	0	0	Disconnection EAV:	0		0
State Assessed:	0	0	Returning Veteran:	0	Mineral:	0	0	Recovered TIF EAV	0		0
	5,032,429	5,261,104	Disabled Veteran:	0	Pollution Control:	0	0	Aggregate Extension:	0		
Less Assessments < 150	-106	-107	Disabled 30% Veteran	2,500	State Railroad:	0	0	Rate Increase:	0.00000		
	5,032,323	5,260,997	Disabled 50% Veteran	0	Local Railroad:	0	0	TIF Loss EAV:	0		
			Disabled 70% Veteran	150,811		4,528,700	4,528,700	EZ EAV Reduction:	0		
Less Exemptions		-732,297	Disabled Person:	2,000	Overlapping Counties			EZ Tax Reduction:	0.00		
Net Taxable Value		4,528,700	Leasehold Owner:	0	St. Clair (Actual)		93,909,295	Industrial Tax Abatement:	0.00		
			Natural Disaster:	0			98,437,995				
			:	0							
			:	0							
			:	0							
			:	0							
			:	0							
			732,297								

Fund	Levy Request	Max Rate	Auto Set To Max	Calculated Rate	Calculated Taxes	PTELL Factor	PTELL Rate	(w/overrides) Final Rate	Final Taxes	% of Total
001 Corporate	134,000	0.15000		0.13613	6,164.89			0.13613	6,164.89	72.44%
004 Equipment And Building	18,000	0.02000		0.01829	828.30			0.01829	828.30	9.73%
027 Audit	3,970	0.00500		0.00404	182.96			0.00404	182.96	2.15%
047 Social Security	8,000	0.00000		0.00813	368.18			0.00813	368.18	4.33%
062 Workmens Compensation	16,000	0.00000		0.01626	736.36			0.01626	736.36	8.65%
005 Imrf	5,000	0.00000		0.00508	230.06			0.00508	230.06	2.70%
	184,970			0.18793	8,510.75			0.18793	8,510.75	100.00%

Jonathan McLean

I, Jonathan McLean, County Clerk for Monroe County Illinois, do hereby certify this report to be a true and complete copy of the 2024 extension information.



Tax Year 2024											
Assessed (BoR Eq.)		State Equalized (1.06000)	Exemptions		Amount	State Category	Net Taxable Value	After EZ & TIF	Other Information	County	District
Land:	688,390	727,012	Owner Occupied:	84,000	Farm:	977,226	972,534	PTELL:			
Farm Land:	619,452	619,452	Elderly:	30,000	Residential:	1,122,685	1,122,685	New Property EAV:	0		0
Building:	2,421,610	2,557,463	Senior Freeze:	0	Commercial:	1,841,818	1,841,818	Annexations EAV:	0		0
Farm Building:	154,120	154,120	Home Improvement:	0	Industrial:	0	0	Disconnection EAV:	0		0
State Assessed:	493,610	493,610	Returning Veteran:	0	Mineral:	0	0	Recovered TIF EAV	0		0
	4,377,182	4,551,657	Disabled Veteran:	0	Pollution Control:	0	0	Aggregate Extension:	0		
Less Assessments < 150	-300	-318	Disabled 30% Veteran	0	State Railroad:	493,610	493,610	Rate Increase:	0.00000		
	4,376,882	4,551,339	Disabled 50% Veteran	0	Local Railroad:	0	0	TIF Loss EAV:	4,692		
			Disabled 70% Veteran	0		4,435,339	4,430,647	EZ EAV Reduction:	0		
Less Exemptions		-116,000	Disabled Person:	2,000	Overlapping Counties			EZ Tax Reduction:	0.00		
Net Taxable Value		4,435,339	Leasehold Owner:	0	St. Clair (Actual)		93,816,543	Industrial Tax Abatement:	0.00		
			Natural Disaster:	0			98,247,190				
			:	0							
			:	0							
			:	0							
			:	0							
			:	0							
			116,000								

Fund	Levy Request	Max Rate	Auto Set To Max	Calculated Rate	Calculated Taxes	PTELL Factor	PTELL Rate	(w/overrides) Final Rate	Final Taxes	% of Total
001 Corporate	306,826	0.33000		0.31231	13,837.35			0.31231	13,837.35	68.82%
003 Bonds And Interest	94,011	0.00000		0.09569	4,239.69			0.09569	4,239.69	21.09%
005 Imrf	0	0.00000		0.00000	0.00			0.00000	0.00	0.00%
035 Tort And Immunity	35,000	0.00000		0.03563	1,578.64			0.03563	1,578.64	7.85%
047 Social Security	10,000	0.00000		0.01018	451.04			0.01018	451.04	2.24%
	445,837			0.45381	20,106.72			0.45381	20,106.72	100.00%

Jonathan McLean

I, Jonathan McLean, County Clerk for Monroe County Illinois, do hereby certify this report to be a true and complete copy of the 2024 extension information.



6/18/2025 3:26 pm

M003 - WATERLOO PARK

Tax Year 2024											
Assessed (BoR Eq.)		State Equalized (1.06000)	Exemptions		Amount	State Category	Net Taxable Value	After EZ & TIF	Other Information	County	District
Land:	75,662,250	79,906,844	Owner Occupied:	20,436,144	Farm:	1,382,235	1,382,235	PTELL:			
Farm Land:	622,916	622,916	Elderly:	5,838,374	Residential:	325,088,041	325,088,041	New Property EAV:	4,983,971		4,983,971
Building:	330,605,277	349,152,226	Senior Freeze:	8,569,607	Commercial:	56,023,386	56,023,386	Annexations EAV:	0		0
Farm Building:	79,090	79,090	Home Improvement:	154,850	Industrial:	549,138	549,138	Disconnection EAV:	0		0
State Assessed:	0	0	Returning Veteran:	0	Mineral:	0	0	Recovered TIF EAV	0		0
	406,969,533	429,761,076	Disabled Veteran:	0	Pollution Control:	0	0	Aggregate Extension:	354,160		
Less Assessments < 150	-1,321	-1,447	Disabled 30% Veterar	28,545	State Railroad:	0	0	Rate Increase:	0.00000		
	406,968,212	429,759,629	Disabled 50% Veterar	60,000	Local Railroad:	0	0	TIF Loss EAV:	0		
			Disabled 70% Veterar	11,495,309		383,042,800	383,042,800	EZ EAV Reduction:	0		
Less Exemptions		-46,716,829	Disabled Person:	134,000	Overlapping Counties			EZ Tax Reduction:	0.00		
Net Taxable Value		383,042,800	Leasehold Owner:	0				Industrial Tax Abatement:	0.00		
			Natural Disaster:	0							
			:	0							
			:	0							
			:	0							
			:	0							
			:	0							
			46,716,829								

Fund	Levy Request	Max Rate	Auto Set To Max	Calculated Rate	Calculated Taxes	PTELL Factor	PTELL Rate	(w/overrides) Final Rate	Final Taxes	% of Total
001 Corporate	336,867	0.10000		0.08795	336,886.14	0.99763	0.08774	0.08774	336,081.88	83.51%
003 Bonds 133	30,868	0.00000		0.00806	30,873.26			0.00806	30,873.26	7.67%
035 Tort And Immunity	35,000	0.00000		0.00914	35,010.11	0.99763	0.00912	0.00912	34,933.52	8.68%
209 Prior Year Adjustment (Sb508)	522	0.00000		0.00014	536.26			0.00014	536.26	0.13%
	403,257			0.10529	403,305.77		0.09686	0.10506	402,424.92	100.00%

Jonathan McLean

I, Jonathan McLean, County Clerk for Monroe County Illinois, do hereby certify this report to be a true and complete copy of the 2024 extension information.



Tax Year 2024											
Assessed (BoR Eq.)		State Equalized (1.06000)	Exemptions		Amount	State Category	Net Taxable Value	After EZ & TIF	Other Information	County	District
Land:	75,662,250	79,906,844	Owner Occupied:	20,436,144	Farm:	1,382,235	1,382,235	PTELL:			
Farm Land:	622,916	622,916	Elderly:	5,838,374	Residential:	325,088,041	325,088,041	New Property EAV:	4,983,971		4,983,971
Building:	330,605,277	349,152,226	Senior Freeze:	8,569,607	Commercial:	56,023,386	56,023,386	Annexations EAV:	0		0
Farm Building:	79,090	79,090	Home Improvement:	154,850	Industrial:	549,138	549,138	Disconnection EAV:	0		0
State Assessed:	0	0	Returning Veteran:	0	Mineral:	0	0	Recovered TIF EAV	0		0
	406,969,533	429,761,076	Disabled Veteran:	0	Pollution Control:	0	0	Aggregate Extension:	13,531		
Less Assessments < 150	-1,321	-1,447	Disabled 30% Veterar	28,545	State Railroad:	0	0	Rate Increase:	0.00000		
	406,968,212	429,759,629	Disabled 50% Veterar	60,000	Local Railroad:	0	0	TIF Loss EAV:	0		
			Disabled 70% Veterar	11,495,309		383,042,800	383,042,800	EZ EAV Reduction:	0		
Less Exemptions		-46,716,829	Disabled Person:	134,000	Overlapping Counties			EZ Tax Reduction:	0.00		
Net Taxable Value		383,042,800	Leasehold Owner:	0				Industrial Tax Abatement:	0.00		
			Natural Disaster:	0							
			:	0							
			:	0							
			:	0							
			:	0							
				46,716,829							

Fund	Levy Request	Max Rate	Auto Set To Max	Calculated Rate	Calculated Taxes	PTELL Factor	PTELL Rate	(w/overrides) Final Rate	Final Taxes	% of Total
001 Corporate	14,243	0.06000		0.00372	14,249.19	0.99462	0.00370	0.00370	14,172.96	99.73%
209 Prior Year Adjustment (Sb508)	18	0.00000		0.00001	38.31			0.00001	38.31	0.27%
	14,261			0.00373	14,287.50		0.00370	0.00371	14,211.27	100.00%

Jonathan McLean

I, Jonathan McLean, County Clerk for Monroe County Illinois, do hereby certify this report to be a true and complete copy of the 2024 extension information.



Tax Year 2024											
Assessed (BoR Eq.)		State Equalized (1.06000)	Exemptions		Amount	State Category	Net Taxable Value	After EZ & TIF	Other Information	County	District
Land:	247,795	261,688	Owner Occupied:	132,000	Farm:	5,797,135	5,797,135	PTELL:			
Farm Land:	4,567,937	4,567,937	Elderly:	45,000	Residential:	1,090,931	1,090,931	New Property EAV:	11,965		11,965
Building:	1,769,130	1,868,376	Senior Freeze:	20,075	Commercial:	44,863	44,863	Annexations EAV:	0		0
Farm Building:	487,810	487,810	Home Improvement:	1,890	Industrial:	0	0	Disconnection EAV:	0		0
State Assessed:	2,509,528	2,509,528	Returning Veteran:	0	Mineral:	0	0	Recovered TIF EAV	0		0
	9,582,200	9,695,339	Disabled Veteran:	0	Pollution Control:	0	0	Aggregate Extension:	0		
Less Assessments < 150	-255	-117	Disabled 30% Veteran	0	State Railroad:	2,509,528	2,509,528	Rate Increase:	0.00000		
	9,581,945	9,695,222	Disabled 50% Veteran	0	Local Railroad:	0	0	TIF Loss EAV:	0		
			Disabled 70% Veteran	53,800		9,442,457	9,442,457	EZ EAV Reduction:	0		
Less Exemptions		-252,765	Disabled Person:	0	Overlapping Counties			EZ Tax Reduction:	0.00		
Net Taxable Value		9,442,457	Leasehold Owner:	0				Industrial Tax Abatement:	0.00		
			Natural Disaster:	0							
			:	0							
			:	0							
			:	0							
			:	0							
			:	0							
			252,765								

Fund	Levy Request	Max Rate	Auto Set To Max	Calculated Rate	Calculated Taxes	PTELL Factor	PTELL Rate	(w/overrides) Final Rate	Final Taxes	% of Total
023 Special Service Area	150,000	0.00000		1.58857	150,000.02			1.58857	150,000.02	100.00%
209 Prior Year Adjustment (Sb508)	0	0.00000		0.00000	0.00			0.00000	0.00	0.00%
	150,000			1.58857	150,000.02			1.58857	150,000.02	100.00%

Jonathan McLean

I, Jonathan McLean, County Clerk for Monroe County Illinois, do hereby certify this report to be a true and complete copy of the 2024 extension information.



6/18/2025 3:26 pm

Tax Year 2024											
Assessed (BoR Eq.)		State Equalized (1.06000)	Exemptions		Amount	State Category	Net Taxable Value	After EZ & TIF	Other Information	County	District
Land:	462,780	488,730	Owner Occupied:	546,000	Farm:	11,996,289	11,996,289	PTELL:			
Farm Land:	9,422,487	9,422,487	Elderly:	125,000	Residential:	2,695,027	2,695,027	New Property EAV:	46,275		46,275
Building:	4,462,360	4,712,704	Senior Freeze:	78,535	Commercial:	75,596	75,596	Annexations EAV:	0		0
Farm Building:	1,006,770	1,006,770	Home Improvement:	7,060	Industrial:	7,298	7,298	Disconnection EAV:	0		0
State Assessed:	6,013,349	6,013,349	Returning Veteran:	0	Mineral:	0	0	Recovered TIF EAV	0		0
	21,367,746	21,644,040	Disabled Veteran:	0	Pollution Control:	0	0	Aggregate Extension:	0		
Less Assessments < 150	-267	-268	Disabled 30% Veteran	2,500	State Railroad:	6,013,349	6,013,349	Rate Increase:	0.00000		
	21,367,479	21,643,772	Disabled 50% Veteran	0	Local Railroad:	0	0	TIF Loss EAV:	0		
			Disabled 70% Veteran	93,118		20,787,559	20,787,559	EZ EAV Reduction:	0		
Less Exemptions		-856,213	Disabled Person:	4,000	Overlapping Counties			EZ Tax Reduction:	0.00		
Net Taxable Value		20,787,559	Leasehold Owner:	0				Industrial Tax Abatement:	0.00		
			Natural Disaster:	0							
			:	0							
			:	0							
			:	0							
			:	0							
			:	0							
			856,213								

Fund	Levy Request	Max Rate	Auto Set To Max	Calculated Rate	Calculated Taxes	PTELL Factor	PTELL Rate	(w/overrides) Final Rate	Final Taxes	% of Total
023 Special Service Area	130,000	1.50000		0.62538	130,001.12			0.62538	130,001.12	100.00%
209 Prior Year Adjustment (Sb508)	0	0.00000		0.00000	0.00			0.00000	0.00	0.00%
	130,000			0.62538	130,001.12			0.62538	130,001.12	100.00%

Jonathan McLean

I, Jonathan McLean, County Clerk for Monroe County Illinois, do hereby certify this report to be a true and complete copy of the 2024 extension information.



6/18/2025 3:26 pm

M008 - FISH LAKE LEVEE & DRAINAGE

			Tax Year 2024							
	Assessed (BoR Eq.)	State Equalized (1.06000)	Exemptions	Amount	State Category	Net Taxable Value	After EZ & TIF	Other Information	County	District
Land:	909,270	960,277	Owner Occupied:	42,000	Farm:	1,301,546	1,301,546	PTELL:		
Farm Land:	957,961	957,961	Elderly:	20,000	Residential:	104,381	104,381	New Property EAV:	484,961	484,961
Building:	6,481,510	6,845,124	Senior Freeze:	0	Commercial:	3,467,144	3,467,144	Annexations EAV:	0	0
Farm Building:	71,870	71,870	Home Improvement:	0	Industrial:	3,899,933	3,899,933	Disconnection EAV:	0	0
State Assessed:	686,169	686,169	Returning Veteran:	0	Mineral:	0	0	Recovered TIF EAV	0	0
	9,106,780	9,521,401	Disabled Veteran:	0	Pollution Control:	0	0	Aggregate Extension:	0	
Less Assessments < 150	-228	-228	Disabled 30% Veteran	0	State Railroad:	686,169	686,169	Rate Increase:	0.00000	
	9,106,552	9,521,173	Disabled 50% Veteran	0	Local Railroad:	0	0	TIF Loss EAV:	0	
			Disabled 70% Veteran	0		9,459,173	9,459,173	EZ EAV Reduction:	0	
Less Exemptions		-62,000	Disabled Person:	0	Overlapping Counties			EZ Tax Reduction:	0.00	
Net Taxable Value		9,459,173	Leasehold Owner:	0				Industrial Tax Abatement:	0.00	
			Natural Disaster:	0						
			:	0						
			:	0						
			:	0						
			:	0						
				62,000						

Fund	Levy Request	Max Rate	Auto Set To Max	Calculated Rate	Calculated Taxes	PTELL Factor	PTELL Rate	(w/overrides) Final Rate	Final Taxes	% of Total
023 Special Service Area	55,000	0.00000		0.58145	55,000.36			0.58145	55,000.36	100.00%
	55,000			0.58145	55,000.36			0.58145	55,000.36	100.00%

Jonathan McLean

I, Jonathan McLean, County Clerk for Monroe County Illinois, do hereby certify this report to be a true and complete copy of the 2024 extension information.



6/18/2025 3:26 pm

M009 - FORT CHARTRES & IVY LANDING

Tax Year 2024											
Assessed (BoR Eq.)		State Equalized (1.06000)	Exemptions		Amount	State Category	Net Taxable Value	After EZ & TIF	Other Information	County	District
Land:	119,990	126,722	Owner Occupied:	96,000	Farm:	3,825,486	3,825,486	PTELL:			
Farm Land:	3,275,391	3,275,391	Elderly:	37,484	Residential:	270,412	270,412	New Property EAV:	0		0
Building:	564,350	596,010	Senior Freeze:	5,645	Commercial:	0	0	Annexations EAV:	0		0
Farm Building:	254,700	254,700	Home Improvement:	0	Industrial:	17,658	17,658	Disconnection EAV:	0		0
State Assessed:	3,038,237	3,038,237	Returning Veteran:	0	Mineral:	0	0	Recovered TIF EAV	0		0
	7,252,668	7,291,060	Disabled Veteran:	0	Pollution Control:	0	0	Aggregate Extension:	16,740		
Less Assessments < 150	-130	-138	Disabled 30% Veteran	0	State Railroad:	3,038,237	3,038,237	Rate Increase:	0.00000		
	7,252,538	7,290,922	Disabled 50% Veteran	0	Local Railroad:	0	0	TIF Loss EAV:	0		
			Disabled 70% Veteran	0		7,151,793	7,151,793	EZ EAV Reduction:	0		
Less Exemptions		-139,129	Disabled Person:	0	Overlapping Counties			EZ Tax Reduction:	0.00		
Net Taxable Value		7,151,793	Leasehold Owner:	0				Industrial Tax Abatement:	0.00		
			Natural Disaster:	0							
			:	0							
			:	0							
			:	0							
			:	0							
			:	0							
			139,129								

Fund	Levy Request	Max Rate	Auto Set To Max	Calculated Rate	Calculated Taxes	PTELL Factor	PTELL Rate	(w/overrides) Final Rate	Final Taxes	% of Total
023 Special Service Area	25,000	0.00000		0.34957	25,000.51			0.34957	25,000.51	100.00%
209 Prior Year Adjustment (Sb508)	0	0.00000		0.00000	0.00			0.00000	0.00	0.00%
	25,000			0.34957	25,000.51			0.34957	25,000.51	100.00%

Jonathan McLean

I, Jonathan McLean, County Clerk for Monroe County Illinois, do hereby certify this report to be a true and complete copy of the 2024 extension information.



6/18/2025 3:26 pm

RD01 - ROAD DIST TWP 3-7&8

Tax Year 2024											
Assessed (BoR Eq.)		State Equalized (1.06000)	Exemptions		Amount	State Category	Net Taxable Value	After EZ & TIF	Other Information	County	District
Land:	5,307,780	5,605,605	Owner Occupied:	1,902,000	Farm:	20,020,027	20,020,027	PTELL:			
Farm Land:	6,113,332	6,113,332	Elderly:	585,000	Residential:	20,354,733	20,354,733	New Property EAV:	295,234		295,234
Building:	29,871,390	31,547,182	Senior Freeze:	729,947	Commercial:	73,114	73,114	Annexations EAV:	0		0
Farm Building:	1,483,880	1,483,880	Home Improvement:	55,980	Industrial:	65,046	65,046	Disconnection EAV:	0		0
State Assessed:	0	0	Returning Veteran:	0	Mineral:	0	0	Recovered TIF EAV	0		0
	42,776,382	44,749,999	Disabled Veteran:	0	Pollution Control:	0	0	Aggregate Extension:	164,194		
Less Assessments < 150	-437	-438	Disabled 30% Veterar	5,000	State Railroad:	0	0	Rate Increase:	0.00000		
	42,775,945	44,749,561	Disabled 50% Veteran	0	Local Railroad:	0	0	TIF Loss EAV:	0		
			Disabled 70% Veteran	940,714		40,512,920	40,512,920	EZ EAV Reduction:	0		
Less Exemptions		-4,236,641	Disabled Person:	18,000	Overlapping Counties			EZ Tax Reduction:	0.00		
Net Taxable Value		40,512,920	Leasehold Owner:	0				Industrial Tax Abatement:	0.00		
			Natural Disaster:	0							
			:	0							
			:	0							
			:	0							
			:	0							
			:	0							
			4,236,641								

Fund	Levy Request	Max Rate	Auto Set To Max	Calculated Rate	Calculated Taxes	PTELL Factor	PTELL Rate	(w/overrides) Final Rate	Final Taxes	% of Total
001 Corporate	106,000	0.33000		0.26165	106,002.06	0.98360	0.25736	0.25736	104,264.16	60.73%
008 Joint Bridge	1,000	0.05000		0.00247	1,000.67	0.98360	0.00243	0.00243	984.46	0.57%
010 Equipment And Building	16,000	0.03500		0.03500	14,179.52	0.98360	0.03443	0.03443	13,948.61	8.12%
027 Audit	1,000	0.00500		0.00247	1,000.67	0.98360	0.00243	0.00243	984.46	0.57%
035 Tort And Immunity	1,000	0.00000		0.00247	1,000.67	0.98360	0.00243	0.00243	984.46	0.57%
047 Social Security	1,000	0.00000		0.00247	1,000.67	0.98360	0.00243	0.00243	984.46	0.57%
050 Special Road	49,687	0.16700		0.12265	49,689.10	0.98360	0.12064	0.12064	48,874.83	28.47%
209 Prior Year Adjustment (Sb508)	650	0.00000		0.00161	652.26			0.00161	652.26	0.38%
	176,337			0.43079	174,525.61		0.42215	0.42376	171,677.70	100.00%

Jonathan McLean

I, Jonathan McLean, County Clerk for Monroe County Illinois, do hereby certify this report to be a true and complete copy of the 2024 extension information.



6/18/2025 3:26 pm

RD02 - ROAD DIST TWP 2-9

Tax Year 2024									
Assessed (BoR Eq.)	State Equalized (1.06000)		Exemptions	Amount	State Category	Net Taxable Value	After EZ & TIF	Other Information	County District
Land:	10,335,530	10,915,293	Owner Occupied:	2,682,000	Farm:	15,444,846	15,444,846	PTELL:	
Farm Land:	3,288,284	3,288,284	Elderly:	790,000	Residential:	40,940,419	40,940,419	New Property EAV:	250,557 250,557
Building:	46,701,749	49,321,713	Senior Freeze:	1,226,863	Commercial:	107,363	107,363	Annexations EAV:	0 0
Farm Building:	501,380	501,380	Home Improvement:	112,960	Industrial:	161,720	161,720	Disconnection EAV:	0 0
State Assessed:	0	0	Returning Veteran:	0	Mineral:	0	0	Recovered TIF EAV	0 0
	60,826,943	64,026,670	Disabled Veteran:	0	Pollution Control:	0	0	Aggregate Extension:	263,028
Less Assessments < 150	-556	-565	Disabled 30% Veteran	2,500	State Railroad:	0	0	Rate Increase:	0.00000
	60,826,387	64,026,105	Disabled 50% Veteran	15,000	Local Railroad:	0	0	TIF Loss EAV:	0
			Disabled 70% Veteran	2,520,434		56,654,348	56,654,348	EZ EAV Reduction:	0
Less Exemptions		-7,371,757	Disabled Person:	22,000	Overlapping Counties			EZ Tax Reduction:	0.00
Net Taxable Value		56,654,348	Leasehold Owner:	0				Industrial Tax Abatement:	0.00
			Natural Disaster:	0					
			:	0					
			:	0					
			:	0					
			:	0					
			:	0					
				7,371,757					

Fund	Levy Request	Max Rate	Auto Set To Max	Calculated Rate	Calculated Taxes	PTELL Factor	PTELL Rate	(w/overrides) Final Rate	Final Taxes	% of Total
001 Corporate	180,000	0.33000		0.31772	180,002.19	0.98905	0.31424	0.31424	178,030.64	65.11%
008 Joint Bridge	2,000	0.05000		0.00354	2,005.56	0.98905	0.00350	0.00350	1,982.90	0.73%
010 Equipment And Building	19,000	0.03500		0.03354	19,001.87	0.98905	0.03317	0.03317	18,792.25	6.87%
027 Audit	2,000	0.00500		0.00354	2,005.56	0.98905	0.00350	0.00350	1,982.90	0.73%
035 Tort And Immunity	6,000	0.00000		0.01060	6,005.36	0.98905	0.01048	0.01048	5,937.38	2.17%
047 Social Security	3,000	0.00000		0.00530	3,002.68	0.98905	0.00524	0.00524	2,968.69	1.09%
050 Special Road	64,180	0.16700		0.11329	64,183.71	0.98905	0.11205	0.11205	63,481.21	23.22%
209 Prior Year Adjustment (Sb508)	264	0.00000		0.00047	266.28			0.00047	266.28	0.10%
	276,444			0.48800	276,473.22		0.48218	0.48265	273,442.25	100.00%

Jonathan McLean

I, Jonathan McLean, County Clerk for Monroe County Illinois, do hereby certify this report to be a true and complete copy of the 2024 extension information.



Tax Year 2024									
Assessed (BoR Eq.)	State Equalized (1.06000)		Exemptions	Amount	State Category	Net Taxable Value	After EZ & TIF	Other Information	County District
Land:	11,052,020	11,672,074	Owner Occupied:	3,872,508	Farm:	20,362,805	20,362,805	PTELL:	
Farm Land:	4,850,507	4,850,507	Elderly:	1,034,180	Residential:	46,344,555	46,344,555	New Property EAV:	791,056 791,056
Building:	58,708,010	62,001,524	Senior Freeze:	1,277,615	Commercial:	1,961,010	1,961,010	Annexations EAV:	0 0
Farm Building:	738,760	738,760	Home Improvement:	117,070	Industrial:	1,137,016	1,137,016	Disconnection EAV:	0 0
State Assessed:	0	0	Returning Veteran:	0	Mineral:	0	0	Recovered TIF EAV	0 0
	75,349,297	79,262,865	Disabled Veteran:	0	Pollution Control:	0	0	Aggregate Extension:	243,756
Less Assessments < 150	-288	-296	Disabled 30% Veteran	2,500	State Railroad:	0	0	Rate Increase:	0.00000
	75,349,009	79,262,569	Disabled 50% Veteran	10,000	Local Railroad:	0	0	TIF Loss EAV:	0
			Disabled 70% Veteran	3,107,310		69,805,386	69,805,386	EZ EAV Reduction:	0
Less Exemptions		-9,457,183	Disabled Person:	36,000	Overlapping Counties			EZ Tax Reduction:	0.00
Net Taxable Value		69,805,386	Leasehold Owner:	0				Industrial Tax Abatement:	0.00
			Natural Disaster:	0					
			:	0					
			:	0					
			:	0					
			:	0					
			:	0					
				9,457,183					

Fund	Levy Request	Max Rate	Auto Set To Max	Calculated Rate	Calculated Taxes	PTELL Factor	PTELL Rate	(w/overrides) Final Rate	Final Taxes	% of Total
001 Corporate	150,000	0.33000		0.21489	150,004.79	0.99591	0.21401	0.21401	149,390.58	58.53%
008 Joint Bridge	5,943	0.05000		0.00852	5,947.42	0.99591	0.00849	0.00849	5,926.48	2.32%
010 Equipment And Building	13,000	0.03500		0.01863	13,004.74	0.99591	0.01855	0.01855	12,948.90	5.07%
027 Audit	2,000	0.00500		0.00287	2,003.41	0.99591	0.00286	0.00286	1,996.43	0.78%
035 Tort And Immunity	8,000	0.00000		0.01147	8,006.68	0.99591	0.01142	0.01142	7,971.78	3.12%
047 Social Security	5,000	0.00000		0.00717	5,005.05	0.99591	0.00714	0.00714	4,984.11	1.95%
050 Special Road	72,000	0.16700		0.10315	72,004.26	0.99591	0.10273	0.10273	71,711.11	28.09%
209 Prior Year Adjustment (Sb508)	315	0.00000		0.00046	321.10			0.00046	321.10	0.13%
	256,258			0.36716	256,297.45		0.36520	0.36566	255,250.49	100.00%

Jonathan McLean

I, Jonathan McLean, County Clerk for Monroe County Illinois, do hereby certify this report to be a true and complete copy of the 2024 extension information.



6/18/2025 3:26 pm

RD04 - ROAD DIST TWP 4&5-9

Tax Year 2024									
Assessed (BoR Eq.)	State Equalized (1.06000)		Exemptions	Amount	State Category	Net Taxable Value	After EZ & TIF	Other Information	County District
Land:	4,485,942	4,737,599	Owner Occupied:	1,858,508	Farm:	17,209,319	17,209,319	PTELL:	
Farm Land:	5,415,873	5,415,873	Elderly:	545,000	Residential:	11,810,514	11,810,514	New Property EAV:	274,713 274,713
Building:	20,439,039	21,585,681	Senior Freeze:	441,444	Commercial:	509,250	509,250	Annexations EAV:	0 0
Farm Building:	1,316,480	1,316,480	Home Improvement:	51,270	Industrial:	0	0	Disconnection EAV:	0 0
State Assessed:	264,249	264,249	Returning Veteran:	0	Mineral:	0	0	Recovered TIF EAV	0 0
	31,921,583	33,319,882	Disabled Veteran:	0	Pollution Control:	0	0	Aggregate Extension:	138,939
Less Assessments < 150	-1,585	-1,606	Disabled 30% Veterar	2,500	State Railroad:	264,249	264,249	Rate Increase:	0.00000
	31,919,998	33,318,276	Disabled 50% Veteran	10,000	Local Railroad:	0	0	TIF Loss EAV:	0
			Disabled 70% Veteran	594,222		29,793,332	29,793,332	EZ EAV Reduction:	0
Less Exemptions		-3,524,944	Disabled Person:	22,000	Overlapping Counties			EZ Tax Reduction:	0.00
Net Taxable Value		29,793,332	Leasehold Owner:	0				Industrial Tax Abatement:	0.00
			Natural Disaster:	0					
			:	0					
			:	0					
			:	0					
			:	0					
			:	0					
				3,524,944					

Fund	Levy Request	Max Rate	Auto Set To Max	Calculated Rate	Calculated Taxes	PTELL Factor	PTELL Rate	(w/overrides) Final Rate	Final Taxes	% of Total
001 Corporate	90,000	0.33000		0.30209	90,002.68	0.99395	0.30026	0.30026	89,457.33	61.61%
008 Joint Bridge	2,385	0.05000		0.00801	2,386.45	0.99395	0.00796	0.00796	2,371.55	1.63%
010 Equipment And Building	10,000	0.03500		0.03357	10,001.62	0.99395	0.03337	0.03337	9,942.02	6.85%
027 Audit	1,500	0.00500		0.00500	1,489.67	0.99395	0.00497	0.00497	1,480.73	1.02%
035 Tort And Immunity	1,000	0.00000		0.00336	1,001.06	0.99395	0.00334	0.00334	995.10	0.69%
047 Social Security	4,000	0.00000		0.01343	4,001.24	0.99395	0.01335	0.01335	3,977.40	2.74%
050 Special Road	37,000	0.16700		0.12419	37,000.34	0.99395	0.12344	0.12344	36,776.84	25.33%
209 Prior Year Adjustment (Sb508)	207	0.00000		0.00070	208.55			0.00070	208.55	0.14%
	146,092			0.49035	146,091.60		0.48669	0.48739	145,209.52	100.00%

Jonathan McLean

I, Jonathan McLean, County Clerk for Monroe County Illinois, do hereby certify this report to be a true and complete copy of the 2024 extension information.



Tax Year 2024											
Assessed (BoR Eq.)		State Equalized (1.06000)	Exemptions		Amount	State Category	Net Taxable Value	After EZ & TIF	Other Information	County	District
Land:	11,408,590	12,048,631	Owner Occupied:	3,747,508	Farm:	13,186,890	13,186,890	PTELL:			
Farm Land:	4,987,340	4,987,340	Elderly:	1,125,000	Residential:	63,377,608	63,377,608	New Property EAV:	476,519		476,519
Building:	64,225,847	67,828,931	Senior Freeze:	1,029,364	Commercial:	1,105,504	1,105,504	Annexations EAV:	0		0
Farm Building:	1,076,490	1,076,490	Home Improvement:	125,503	Industrial:	382,531	382,531	Disconnection EAV:	0		0
State Assessed:	3,536,153	3,536,153	Returning Veteran:	0	Mineral:	0	0	Recovered TIF EAV	0		0
	85,234,420	89,477,545	Disabled Veteran:	0	Pollution Control:	0	0	Aggregate Extension:	406,103		
Less Assessments < 150	-700	-715	Disabled 30% Veterar	2,500	State Railroad:	3,536,153	3,536,153	Rate Increase:	0.00000		
	85,233,720	89,476,830	Disabled 50% Veteran	5,000	Local Railroad:	0	0	TIF Loss EAV:	0		
			Disabled 70% Veteran	1,831,269		81,588,686	81,588,686	EZ EAV Reduction:	0		
Less Exemptions		-7,888,144	Disabled Person:	22,000	Overlapping Counties			EZ Tax Reduction:	0.00		
Net Taxable Value		81,588,686	Leasehold Owner:	0				Industrial Tax Abatement:	0.00		
			Natural Disaster:	0							
			:	0							
			:	0							
			:	0							
			:	0							
			:	0							
			7,888,144								

Fund	Levy Request	Max Rate	Auto Set To Max	Calculated Rate	Calculated Taxes	PTELL Factor	PTELL Rate	(w/overrides) Final Rate	Final Taxes	% of Total
001 Corporate	241,408	0.33000		0.29589	241,412.76	0.99047	0.29307	0.29307	239,111.94	56.58%
008 Joint Bridge	18,000	0.05000		0.02207	18,006.62	0.99047	0.02186	0.02186	17,835.28	4.22%
010 Equipment And Building	24,000	0.03500		0.02942	24,003.39	0.99047	0.02914	0.02914	23,774.94	5.63%
027 Audit	1,000	0.00500		0.00123	1,003.54	0.99047	0.00122	0.00122	995.38	0.24%
035 Tort And Immunity	15,000	0.00000		0.01839	15,004.16	0.99047	0.01821	0.01821	14,857.30	3.52%
047 Social Security	2,000	0.00000		0.00246	2,007.08	0.99047	0.00244	0.00244	1,990.76	0.47%
050 Special Road	125,000	0.16700		0.15321	125,002.03	0.99047	0.15175	0.15175	123,810.81	29.30%
209 Prior Year Adjustment (Sb508)	215	0.00000		0.00027	220.29			0.00027	220.29	0.05%
	426,623			0.52294	426,659.88		0.51769	0.51796	422,596.70	100.00%

Jonathan McLean

I, Jonathan McLean, County Clerk for Monroe County Illinois, do hereby certify this report to be a true and complete copy of the 2024 extension information.



6/18/2025 3:26 pm

RD06 - ROAD DIST TWP 2-10

Tax Year 2024									
		State Equalized (1.06000)			State Category	Net Taxable Value	After EZ & TIF	Other Information	County District
		Assessed (BoR Eq.)	Exemptions	Amount					
Land:	19,969,450	21,089,671	Owner Occupied:	4,481,556	Farm:	19,168,336	19,168,336	PTELL:	
Farm Land:	3,413,109	3,413,109	Elderly:	1,324,180	Residential:	73,779,210	73,779,210	New Property EAV:	1,683,4971,683,497
Building:	82,190,080	86,800,952	Senior Freeze:	2,498,788	Commercial:	4,431,338	4,431,338	Annexations EAV:	00
Farm Building:	597,040	597,040	Home Improvement:	191,630	Industrial:	1,699,939	1,699,939	Disconnection EAV:	00
State Assessed:	0	0	Returning Veteran:	0	Mineral:	0	0	Recovered TIF EAV	00
	106,169,679	111,900,772	Disabled Veteran:	0	Pollution Control:	0	0	Aggregate Extension:	429,960
Less Assessments < 150	-828	-834	Disabled 30% Veterar	5,000	State Railroad:	0	0	Rate Increase:	0.00000
	106,168,851	111,899,938	Disabled 50% Veteran	12,090	Local Railroad:	0	0	TIF Loss EAV:	0
			Disabled 70% Veteran	4,285,871		99,078,823	99,078,823	EZ EAV Reduction:	0
Less Exemptions		-12,821,115	Disabled Person:	22,000	Overlapping Counties			EZ Tax Reduction:	0.00
Net Taxable Value		99,078,823	Leasehold Owner:	0				Industrial Tax Abatement:	0.00
			Natural Disaster:	0					
			:	0					
			:	0					
			:	0					
			:	0					
			:	0					
				12,821,115					

Fund	Levy Request	Max Rate	Auto Set To Max	Calculated Rate	Calculated Taxes	PTELL Factor	PTELL Rate	(w/overrides) Final Rate	Final Taxes	% of Total
001 Corporate	292,458	0.33000		0.29518	292,461.01			0.29518	292,461.01	64.63%
008 Joint Bridge	10,000	0.05000		0.01010	10,006.97			0.01010	10,006.97	2.21%
010 Equipment And Building	0	0.03500		0.00000	0.00			0.00000	0.00	0.00%
027 Audit	3,000	0.00500		0.00303	3,002.09			0.00303	3,002.09	0.66%
035 Tort And Immunity	8,000	0.00000		0.00808	8,005.57			0.00808	8,005.57	1.77%
047 Social Security	8,000	0.00000		0.00808	8,005.57			0.00808	8,005.57	1.77%
050 Special Road	130,000	0.16700		0.13121	130,001.39			0.13121	130,001.39	28.73%
209 Prior Year Adjustment (Sb508)	995	0.00000		0.00101	1,000.70			0.00101	1,000.70	0.22%
	452,453			0.45669	452,483.30			0.45669	452,483.30	100.00%

Jonathan McLean

I, Jonathan McLean, County Clerk for Monroe County Illinois, do hereby certify this report to be a true and complete copy of the 2024 extension information.



6/18/2025 3:26 pm

RD07 - ROAD DIST TWP 3-10

Tax Year 2024											
Assessed (BoR Eq.)		State Equalized (1.06000)	Exemptions		Amount	State Category	Net Taxable Value	After EZ & TIF	Other Information	County	District
Land:	8,362,010	8,831,050	Owner Occupied:	2,841,508	Farm:	19,568,247	19,568,247	PTELL:			
Farm Land:	5,526,168	5,526,168	Elderly:	755,000	Residential:	29,604,215	29,604,215	New Property EAV:	441,613		441,613
Building:	38,974,730	41,161,204	Senior Freeze:	946,563	Commercial:	395,815	395,815	Annexations EAV:	0		0
Farm Building:	1,032,940	1,032,940	Home Improvement:	63,100	Industrial:	45,645	45,645	Disconnection EAV:	0		0
State Assessed:	0	0	Returning Veteran:	0	Mineral:	0	0	Recovered TIF EAV	0		0
	53,895,848	56,551,362	Disabled Veteran:	0	Pollution Control:	0	0	Aggregate Extension:	211,636		
Less Assessments < 150	-395	-406	Disabled 30% Veterar	5,000	State Railroad:	0	0	Rate Increase:	0.00000		
	53,895,453	56,550,956	Disabled 50% Veteran	13,757	Local Railroad:	0	0	TIF Loss EAV:	0		
			Disabled 70% Veteran	2,296,106		49,613,922	49,613,922	EZ EAV Reduction:	0		
Less Exemptions		-6,937,034	Disabled Person:	16,000	Overlapping Counties			EZ Tax Reduction:	0.00		
Net Taxable Value		49,613,922	Leasehold Owner:	0				Industrial Tax Abatement:	0.00		
			Natural Disaster:	0							
			:	0							
			:	0							
			:	0							
			:	0							
			:	0							
			6,937,034								

Fund	Levy Request	Max Rate	Auto Set To Max	Calculated Rate	Calculated Taxes	PTELL Factor	PTELL Rate	(w/overrides) Final Rate	Final Taxes	% of Total
001 Corporate	135,291	0.33000		0.27269	135,292.20	0.97045	0.26463	0.26463	131,293.31	59.34%
008 Joint Bridge	5,000	0.05000		0.01008	5,001.08	0.97045	0.00978	0.00978	4,852.24	2.19%
010 Equipment And Building	17,000	0.03500		0.03427	17,002.69	0.97045	0.03326	0.03326	16,501.59	7.46%
027 Audit	2,000	0.00500		0.00404	2,004.40	0.97045	0.00392	0.00392	1,944.87	0.88%
035 Tort And Immunity	7,000	0.00000		0.01411	7,000.52	0.97045	0.01369	0.01369	6,792.15	3.07%
047 Social Security	7,000	0.00000		0.01411	7,000.52	0.97045	0.01369	0.01369	6,792.15	3.07%
050 Special Road	54,217	0.16700		0.10928	54,218.09	0.97045	0.10605	0.10605	52,615.57	23.78%
209 Prior Year Adjustment (Sb508)	452	0.00000		0.00092	456.45			0.00092	456.45	0.21%
	227,960			0.45950	227,975.97		0.44502	0.44594	221,248.33	100.00%

Jonathan McLean

I, Jonathan McLean, County Clerk for Monroe County Illinois, do hereby certify this report to be a true and complete copy of the 2024 extension information.



6/18/2025 3:26 pm

RD08 - ROAD DIST TWP 4&5-10

Tax Year 2024											
Assessed (BoR Eq.)		State Equalized (1.06000)	Exemptions		Amount	State Category	Net Taxable Value	After EZ & TIF	Other Information	County	District
Land:	2,977,425	3,144,420	Owner Occupied:	1,248,000	Farm:	15,533,721	15,533,721	PTELL:			
Farm Land:	6,806,064	6,806,064	Elderly:	377,484	Residential:	6,392,355	6,392,355	New Property EAV:	31,117		31,117
Building:	12,932,910	13,658,442	Senior Freeze:	251,956	Commercial:	0	0	Annexations EAV:	0		0
Farm Building:	830,370	830,370	Home Improvement:	33,260	Industrial:	17,658	17,658	Disconnection EAV:	0		0
State Assessed:	3,465,637	3,465,637	Returning Veteran:	0	Mineral:	0	0	Recovered TIF EAV	0		0
	27,012,406	27,904,933	Disabled Veteran:	0	Pollution Control:	0	0	Aggregate Extension:	117,614		
Less Assessments < 150	-908	-922	Disabled 30% Veteran	0	State Railroad:	3,465,637	3,465,637	Rate Increase:	0.00000		
	27,011,498	27,904,011	Disabled 50% Veteran	0	Local Railroad:	0	0	TIF Loss EAV:	0		
			Disabled 70% Veteran	569,940		25,409,371	25,409,371	EZ EAV Reduction:	0		
Less Exemptions		-2,494,640	Disabled Person:	14,000	Overlapping Counties			EZ Tax Reduction:	0.00		
Net Taxable Value		25,409,371	Leasehold Owner:	0				Industrial Tax Abatement:	0.00		
			Natural Disaster:	0							
			:	0							
			:	0							
			:	0							
			:	0							
				2,494,640							

Fund	Levy Request	Max Rate	Auto Set To Max	Calculated Rate	Calculated Taxes	PTELL Factor	PTELL Rate	(w/overrides) Final Rate	Final Taxes	% of Total
001 Corporate	84,062	0.33000		0.33000	83,850.92	0.97006	0.32012	0.32012	81,340.47	66.80%
008 Joint Bridge	1,000	0.05000		0.00394	1,001.13	0.97006	0.00382	0.00382	970.64	0.80%
010 Equipment And Building	9,000	0.03500		0.03500	8,893.28	0.97006	0.03395	0.03395	8,626.48	7.08%
027 Audit	1,285	0.00500		0.00500	1,270.47	0.97006	0.00485	0.00485	1,232.35	1.01%
035 Tort And Immunity	6,000	0.00000		0.02362	6,001.69	0.97006	0.02291	0.02291	5,821.29	4.78%
047 Social Security	3,500	0.00000		0.01378	3,501.41	0.97006	0.01337	0.01337	3,397.23	2.79%
050 Special Road	21,000	0.16700		0.08265	21,000.85	0.97006	0.08018	0.08018	20,373.23	16.73%
209 Prior Year Adjustment (Sb508)	0	0.00000		0.00000	0.00			0.00000	0.00	0.00%
	125,847			0.49399	125,519.75		0.47920	0.47920	121,761.69	100.00%

Jonathan McLean

I, Jonathan McLean, County Clerk for Monroe County Illinois, do hereby certify this report to be a true and complete copy of the 2024 extension information.



Tax Year 2024											
Assessed (BoR Eq.)		State Equalized (1.06000)	Exemptions		Amount	State Category	Net Taxable Value	After EZ & TIF	Other Information	County	District
Land:	1,669,625	1,763,289	Owner Occupied:	492,000	Farm:	8,998,449	8,998,449	PTELL:			
Farm Land:	5,391,743	5,391,743	Elderly:	165,000	Residential:	5,473,329	5,473,329	New Property EAV:	0		0
Building:	7,446,230	7,863,961	Senior Freeze:	149,618	Commercial:	110,542	110,542	Annexations EAV:	0		0
Farm Building:	518,490	518,490	Home Improvement:	19,550	Industrial:	1,669	1,669	Disconnection EAV:	0		0
State Assessed:	2,673,373	2,673,373	Returning Veteran:	0	Mineral:	0	0	Recovered TIF EAV	0		0
	17,699,461	18,210,856	Disabled Veteran:	0	Pollution Control:	0	0	Aggregate Extension:	72,365		
Less Assessments < 150	-3,702	-3,740	Disabled 30% Veteran	2,500	State Railroad:	2,673,373	2,673,373	Rate Increase:	0.00000		
	17,695,759	18,207,116	Disabled 50% Veteran	5,000	Local Railroad:	0	0	TIF Loss EAV:	0		
			Disabled 70% Veteran	114,086		17,257,362	17,257,362	EZ EAV Reduction:	0		
Less Exemptions		-949,754	Disabled Person:	2,000	Overlapping Counties			EZ Tax Reduction:	0.00		
Net Taxable Value		17,257,362	Leasehold Owner:	0				Industrial Tax Abatement:	0.00		
			Natural Disaster:	0							
			:	0							
			:	0							
			:	0							
			:	0							
			:	0							
			949,754								

Fund	Levy Request	Max Rate	Auto Set To Max	Calculated Rate	Calculated Taxes	PTELL Factor	PTELL Rate	(w/overrides) Final Rate	Final Taxes	% of Total
001 Corporate	50,183	0.33000		0.29080	50,184.41	0.98472	0.28636	0.28636	49,418.17	65.87%
008 Joint Bridge	500	0.05000		0.00290	500.46	0.98472	0.00286	0.00286	493.56	0.66%
010 Equipment And Building	4,000	0.03500		0.02318	4,000.26	0.98472	0.02283	0.02283	3,939.85	5.25%
027 Audit	800	0.00500		0.00464	800.74	0.98472	0.00457	0.00457	788.66	1.05%
035 Tort And Immunity	4,000	0.00000		0.02318	4,000.26	0.98472	0.02283	0.02283	3,939.85	5.25%
047 Social Security	2,500	0.00000		0.01449	2,500.59	0.98472	0.01427	0.01427	2,462.62	3.28%
050 Special Road	14,000	0.16700		0.08113	14,000.90	0.98472	0.07989	0.07989	13,786.90	18.38%
209 Prior Year Adjustment (Sb508)	190	0.00000		0.00111	191.56			0.00111	191.56	0.26%
	76,173			0.44143	76,179.18		0.43361	0.43472	75,021.17	100.00%

Jonathan McLean

I, Jonathan McLean, County Clerk for Monroe County Illinois, do hereby certify this report to be a true and complete copy of the 2024 extension information.



Tax Year 2024											
Assessed (BoR Eq.)		State Equalized (1.06000)	Exemptions		Amount	State Category	Net Taxable Value	After EZ & TIF	Other Information	County	District
Land:	1,409,517	1,488,569	Owner Occupied:	620,000	Farm:	13,046,306	13,046,306	PTELL:			
Farm Land:	8,255,741	8,255,741	Elderly:	190,000	Residential:	3,570,651	3,570,651	New Property EAV:	112,271		112,271
Building:	6,832,790	7,216,111	Senior Freeze:	212,684	Commercial:	8,354	8,354	Annexations EAV:	0		0
Farm Building:	1,093,030	1,093,030	Home Improvement:	0	Industrial:	327,835	327,835	Disconnection EAV:	0		0
State Assessed:	3,171,131	3,171,131	Returning Veteran:	0	Mineral:	0	0	Recovered TIF EAV	0		0
	20,762,209	21,224,582	Disabled Veteran:	0	Pollution Control:	0	0	Aggregate Extension:	79,908		
Less Assessments < 150	-774	-790	Disabled 30% Veterar	833	State Railroad:	3,171,131	3,171,131	Rate Increase:	0.00000		
	20,761,435	21,223,792	Disabled 50% Veteran	5,000	Local Railroad:	0	0	TIF Loss EAV:	0		
			Disabled 70% Veteran	68,998		20,124,277	20,124,277	EZ EAV Reduction:	0		
Less Exemptions		-1,099,515	Disabled Person:	2,000	Overlapping Counties			EZ Tax Reduction:	0.00		
Net Taxable Value		20,124,277	Leasehold Owner:	0				Industrial Tax Abatement:	0.00		
			Natural Disaster:	0							
			:	0							
			:	0							
			:	0							
			:	0							
			:	0							
			1,099,515								

Fund	Levy Request	Max Rate	Auto Set To Max	Calculated Rate	Calculated Taxes	PTELL Factor	PTELL Rate	(w/overrides) Final Rate	Final Taxes	% of Total
001 Corporate	52,007	0.33000		0.25843	52,007.17	0.99026	0.25591	0.25591	51,500.08	61.85%
008 Joint Bridge	500	0.05000		0.00249	501.09	0.99026	0.00247	0.00247	497.07	0.60%
010 Equipment And Building	5,500	0.03500		0.02734	5,501.98	0.99026	0.02707	0.02707	5,447.64	6.54%
027 Audit	1,000	0.00500		0.00497	1,000.18	0.99026	0.00492	0.00492	990.11	1.19%
035 Tort And Immunity	7,500	0.00000		0.03727	7,500.32	0.99026	0.03691	0.03691	7,427.87	8.92%
047 Social Security	1,000	0.00000		0.00497	1,000.18	0.99026	0.00492	0.00492	990.11	1.19%
050 Special Road	16,395	0.16700		0.08147	16,395.25	0.99026	0.08068	0.08068	16,236.28	19.50%
209 Prior Year Adjustment (Sb508)	172	0.00000		0.00086	173.07			0.00086	173.07	0.21%
	84,074			0.41780	84,079.23		0.41288	0.41374	83,262.23	100.00%


Jonathan McLean

I, Jonathan McLean, County Clerk for Monroe County Illinois, do hereby certify this report to be a true and complete copy of the 2024 extension information.




Tax Year 2024											
Assessed (BoR Eq.)		State Equalized (1.06000)	Exemptions		Amount	State Category	Net Taxable Value	After EZ & TIF	Other Information	County	District
Land:	11,066,342	11,686,955	Owner Occupied:	4,624,016	Farm:	36,276,927	36,276,927	PTELL:			
Farm Land:	20,523,485	20,523,485	Elderly:	1,196,678	Residential:	47,351,077	47,351,077	New Property EAV:	574,930		574,930
Building:	64,388,270	68,000,453	Senior Freeze:	1,407,289	Commercial:	9,134,336	1,747,088	Annexations EAV:	0		0
Farm Building:	2,306,040	2,306,040	Home Improvement:	46,020	Industrial:	1,458,244	1,458,244	Disconnection EAV:	0		0
State Assessed:	10,465,354	10,465,354	Returning Veteran:	0	Mineral:	0	0	Recovered TIF EAV	0		0
	108,749,491	112,982,287	Disabled Veteran:	0	Pollution Control:	0	0	Aggregate Extension:	3,315,348		
Less Assessments < 150	-5,714	-5,793	Disabled 30% Veteran	5,833	State Railroad:	10,465,354	10,465,354	Rate Increase:	0.00000		
	108,743,777	112,976,494	Disabled 50% Veteran	30,833	Local Railroad:	0	0	TIF Loss EAV:	7,387,248		
			Disabled 70% Veteran	940,317		104,685,938	97,298,690	EZ EAV Reduction:	0		
Less Exemptions		-8,290,556	Disabled Person:	39,570	Overlapping Counties			EZ Tax Reduction:	0.00		
Net Taxable Value		104,685,938	Leasehold Owner:	0				Industrial Tax Abatement:	0.00		
			Natural Disaster:	0							
			:	0							
			:	0							
			:	0							
			:	0							
			:	0							
			8,290,556								

Fund	Levy Request	Max Rate	Auto Set To Max	Calculated Rate	Calculated Taxes	PTELL Factor	PTELL Rate	(w/overrides) Final Rate	Final Taxes	% of Total
002 Education	2,300,000	4.00000		2.36386	2,300,004.81	0.99218	2.34537	2.34537	2,282,014.20	61.96%
003 Bonds And Interest	225,500	0.00000		0.23177	225,509.17			0.23177	225,509.17	6.12%
004 Operation And Maintenance	576,000	0.75000		0.59200	576,008.24	0.99218	0.58737	0.58737	571,503.30	15.52%
005 Imrf	83,000	0.00000		0.08531	83,005.51	0.99218	0.08464	0.08464	82,353.61	2.24%
030 Transportation	200,000	0.20000		0.20000	194,597.38	0.99218	0.19844	0.19844	193,079.51	5.24%
031 Working Cash	5,000	0.05000		0.00514	5,001.15	0.99218	0.00510	0.00510	4,962.23	0.13%
032 Fire And Safety	5,000	0.10000		0.00514	5,001.15	0.99218	0.00510	0.00510	4,962.23	0.13%
033 Special Education	88,000	0.80000		0.09045	88,006.67	0.99218	0.08974	0.08974	87,315.84	2.37%
035 Tort And Immunity	115,000	0.00000		0.11820	115,007.05	0.99218	0.11728	0.11728	114,111.90	3.10%
047 Social Security	109,000	0.00000		0.11203	109,003.72	0.99218	0.11115	0.11115	108,147.49	2.94%
209 Prior Year Adjustment (Sb508)	9,228	0.00000		0.00949	9,233.65			0.00949	9,233.65	0.25%
	3,715,728			3.81339	3,710,378.52		3.54419	3.78545	3,683,193.13	100.00%



I, Jonathan McLean, County Clerk for Monroe County Illinois, do hereby certify this report to be a true and complete copy of the 2024 extension information.




Tax Year 2024											
Assessed (BoR Eq.)		State Equalized (1.06000)	Exemptions		Amount	State Category	Net Taxable Value	After EZ & TIF	Other Information	County	District
Land:	100,782,450	106,436,369	Owner Occupied:	24,149,588	Farm:	13,824,991	13,820,299	PTELL:			
Farm Land:	5,253,326	5,253,326	Elderly:	6,400,013	Residential:	417,671,419	417,671,419	New Property EAV:	5,910,138		5,910,138
Building:	414,375,119	437,621,551	Senior Freeze:	8,010,736	Commercial:	59,190,879	58,580,962	Annexations EAV:	0		0
Farm Building:	1,063,600	1,063,600	Home Improvement:	364,493	Industrial:	8,064,801	8,064,801	Disconnection EAV:	0		0
State Assessed:	2,380,941	2,380,941	Returning Veteran:	0	Mineral:	0	0	Recovered TIF EAV	0		0
	523,855,436	552,755,787	Disabled Veteran:	0	Pollution Control:	0	0	Aggregate Extension:	0		
Less Assessments < 150	-2,470	-2,582	Disabled 30% Veteran	16,673	State Railroad:	2,380,941	2,380,941	Rate Increase:	0.00000		
	523,852,966	552,753,205	Disabled 50% Veteran	70,000	Local Railroad:	0	0	TIF Loss EAV:	614,609		
			Disabled 70% Veteran	12,490,671		501,133,031	500,518,422	EZ EAV Reduction:	0		
Less Exemptions		-51,620,174	Disabled Person:	118,000	Overlapping Counties			EZ Tax Reduction:	0.00		
Net Taxable Value		501,133,031	Leasehold Owner:	0	St. Clair (Actual)		34,894,865	Industrial Tax Abatement:	40,274.12		
			Natural Disaster:	0			535,413,287				
			:	0							
			:	0							
			:	0							
			:	0							
			:	0							
			51,620,174								


Fund	Levy Request	Max Rate	Auto Set To Max	Calculated Rate	Calculated Taxes	PTELL Factor	PTELL Rate	(w/overrides) Final Rate	Final Taxes	% of Total
002 Education	10,641,655	2.45000		1.98756	9,926,340.88			1.98756	9,926,340.88	54.04%
003 Bonds And Interest	3,707,304	0.00000		0.69242	3,458,107.90			0.69242	3,458,107.90	18.83%
004 Building And Maintenance	2,497,529	0.57500		0.46647	2,329,660.60			0.46647	2,329,660.60	12.68%
005 Imrf	397,685	0.00000		0.07428	370,971.74			0.07428	370,971.74	2.02%
030 Transportation	868,720	0.20000		0.16226	810,364.50			0.16226	810,364.50	4.41%
031 Working Cash	217,180	0.05000		0.04057	202,616.10			0.04057	202,616.10	1.10%
032 Fire And Safety	217,180	0.05000		0.04057	202,616.10			0.04057	202,616.10	1.10%
033 Special Education	173,780	0.04000		0.03246	162,112.85			0.03246	162,112.85	0.88%
035 Tort And Immunity	356,168	0.00000		0.06653	332,266.43			0.06653	332,266.43	1.81%
047 Social Security	398,580	0.00000		0.07445	371,820.76			0.07445	371,820.76	2.02%
057 Leasing	217,180	0.05000		0.04057	202,616.10			0.04057	202,616.10	1.10%
	19,692,961			3.67814	18,369,493.96			3.67814	18,369,493.96	100.00%

Tax Year 2024											
Assessed (BoR Eq.)		State Equalized (1.06000)	Exemptions		Amount	State Category	Net Taxable Value	After EZ & TIF	Other Information	County	District
Land:	131,260,927	138,624,485	Owner Occupied:	37,153,224	Farm:	95,519,019	95,519,019	PTELL:			
Farm Land:	23,731,898	23,731,898	Elderly:	10,676,734	Residential:	535,005,516	535,005,516	New Property EAV:	8,411,669		8,411,669
Building:	588,261,895	621,263,376	Senior Freeze:	15,817,453	Commercial:	64,104,404	64,104,404	Annexations EAV:	0		0
Farm Building:	4,300,600	4,300,600	Home Improvement:	721,070	Industrial:	3,592,962	3,592,962	Disconnection EAV:	0		0
State Assessed:	264,249	264,249	Returning Veteran:	0	Mineral:	0	0	Recovered TIF EAV	0		0
	747,819,569	788,184,608	Disabled Veteran:	0	Pollution Control:	0	0	Aggregate Extension:	0		
Less Assessments < 150	-5,245	-5,430	Disabled 30% Veteran	53,545	State Railroad:	264,249	264,249	Rate Increase:	0.00000		
	747,814,324	788,179,178	Disabled 50% Veteran	120,847	Local Railroad:	0	0	TIF Loss EAV:	0		
			Disabled 70% Veteran	24,882,155		698,486,150	698,486,150	EZ EAV Reduction:	0		
Less Exemptions		-89,693,028	Disabled Person:	268,000	Overlapping Counties			EZ Tax Reduction:	0.00		
Net Taxable Value		698,486,150	Leasehold Owner:	0	St. Clair (Actual)		7,848,310	Industrial Tax Abatement:	0.00		
			Natural Disaster:	0							
			:	0			706,334,460				
			:	0							
			:	0							
			:	0							
			:	0							
				89,693,028							

Fund	Levy Request	Max Rate	Auto Set To Max	Calculated Rate	Calculated Taxes	PTELL Factor	PTELL Rate	(w/overrides) Final Rate	Final Taxes	% of Total
002 Education	15,301,091	2.19000		2.16627	15,131,095.98			2.16627	15,131,095.98	52.58%
003 Bonds And Interest	4,853,617	0.00000		0.68716	4,799,717.45			0.68716	4,799,717.45	16.68%
004 Operations And Maintenance	3,493,400	0.50000		0.49459	3,454,642.66			0.49459	3,454,642.66	12.01%
005 Imrf	175,000	0.00000		0.02478	173,084.87			0.02478	173,084.87	0.60%
030 Transportation	1,397,360	0.20000		0.19784	1,381,885.00			0.19784	1,381,885.00	4.80%
031 Working Cash	349,340	0.05000		0.04946	345,471.25			0.04946	345,471.25	1.20%
032 Fire And Safety	349,340	0.05000		0.04946	345,471.25			0.04946	345,471.25	1.20%
033 Special Education	279,472	0.04000		0.03957	276,390.97			0.03957	276,390.97	0.96%
035 Tort And Immunity	2,000,000	0.00000		0.28316	1,977,833.39			0.28316	1,977,833.39	6.87%
047 Social Security	550,000	0.00000		0.07787	543,911.17			0.07787	543,911.17	1.89%
057 Lease	349,340	0.05000		0.04946	345,471.25			0.04946	345,471.25	1.20%
058 Lease / Other	0	0.00000		0.00000	0.00			0.00000	0.00	0.00%
	29,097,960			4.11962	28,774,975.24			4.11962	28,774,975.24	100.00%




I, Jonathan McLean, County Clerk for Monroe County Illinois, do hereby certify this report to be a true and complete copy of the 2024 extension information.




			Tax Year 2024						
Assessed (BoR Eq.)	State Equalized (1.06000)	Exemptions	Amount	State Category	Net Taxable Value	After EZ & TIF	Other Information	County	District
Land:	691,810	730,620	Owner Occupied:	336,000	Farm:	1,783,357	1,783,357	PTELL:	
Farm Land:	711,819	711,819	Elderly:	110,000	Residential:	2,745,343	2,745,343	New Property EAV:	6,1786,178
Building:	3,384,420	3,574,285	Senior Freeze:	130,986	Commercial:	0	0	Annexations EAV:	00
Farm Building:	244,380	244,380	Home Improvement:	0	Industrial:	0	0	Disconnection EAV:	00
State Assessed:	0	0	Returning Veteran:	0	Mineral:	0	0	Recovered TIF EAV	00
	5,032,429	5,261,104	Disabled Veteran:	0	Pollution Control:	0	0	Aggregate Extension:	00
Less Assessments < 150	-106	-107	Disabled 30% Veterar	2,500	State Railroad:	0	0	Rate Increase:	0.00000
	5,032,323	5,260,997	Disabled 50% Veteran	0	Local Railroad:	0	0	TIF Loss EAV:	00
			Disabled 70% Veteran	150,811		4,528,700	4,528,700	EZ EAV Reduction:	00
Less Exemptions		-732,297	Disabled Person:	2,000	Overlapping Counties			EZ Tax Reduction:	0.00
Net Taxable Value		4,528,700	Leasehold Owner:	0	St. Clair (Actual)		86,988,558	Industrial Tax Abatement:	0.00
			Natural Disaster:	0			91,517,258		
			:	0					
			:	0					
			:	0					
			:	0					
			:	0					
				732,297					

Fund	Levy Request	Max Rate	Auto Set To Max	Calculated Rate	Calculated Taxes	PTELL Factor	PTELL Rate	(w/overrides) Final Rate	Final Taxes	% of Total
002 Education	2,215,631	2.30000		2.30000	104,160.13			2.30000	104,160.13	48.65%
003 Bonds And Interest	587,490	0.00000		0.64195	29,072.00			0.64195	29,072.00	13.58%
004 Building And Maintenance	481,659	0.50000		0.50000	22,643.50			0.50000	22,643.50	10.58%
005 Imrf	80,000	0.00000		0.08742	3,958.99			0.08742	3,958.99	1.85%
030 Transportation	192,664	0.20000		0.20000	9,057.40			0.20000	9,057.40	4.23%
031 Working Cash	48,166	0.05000		0.05000	2,264.35			0.05000	2,264.35	1.06%
032 Fire And Safety	48,166	0.05000		0.05000	2,264.35			0.05000	2,264.35	1.06%
033 Special Education	38,533	0.04000		0.04000	1,811.48			0.04000	1,811.48	0.85%
035 Tort And Immunity	690,000	0.00000		0.75396	34,144.59			0.75396	34,144.59	15.95%
047 Social Security	50,000	0.00000		0.05464	2,474.48			0.05464	2,474.48	1.16%
057 Lease	48,166	0.05000		0.05000	2,264.35			0.05000	2,264.35	1.06%
	4,480,475			4.72797	214,115.62			4.72797	214,115.62	100.00%




I, Jonathan McLean, County Clerk for Monroe County Illinois, do hereby certify this report to be a true and complete copy of the 2024 extension information.




			Tax Year 2024						
Assessed (BoR Eq.)	State Equalized (1.06000)	Exemptions	Amount	State Category	Net Taxable Value	After EZ & TIF	Other Information	County	District
Land:	5,051,470	5,334,879	Owner Occupied:	1,740,000	Farm:	18,062,457	18,062,457	PTELL:	
Farm Land:	5,449,869	5,449,869	Elderly:	480,000	Residential:	18,721,820	18,721,820	New Property EAV:	289,708
Building:	27,185,900	28,711,038	Senior Freeze:	528,331	Commercial:	481,233	481,233	Annexations EAV:	0
Farm Building:	1,429,690	1,429,690	Home Improvement:	48,760	Industrial:	63,166	63,166	Disconnection EAV:	0
State Assessed:	0	0	Returning Veteran:	0	Mineral:	0	0	Recovered TIF EAV	0
	39,116,929	40,925,476	Disabled Veteran:	0	Pollution Control:	0	0	Aggregate Extension:	0
Less Assessments < 150	-407	-408	Disabled 30% Veteran	2,500	State Railroad:	0	0	Rate Increase:	0.00000
	39,116,522	40,925,068	Disabled 50% Veteran	0	Local Railroad:	0	0	TIF Loss EAV:	0
			Disabled 70% Veteran	776,801		37,328,676	37,328,676	EZ EAV Reduction:	0
Less Exemptions		-3,596,392	Disabled Person:	20,000	Overlapping Counties			EZ Tax Reduction:	0.00
Net Taxable Value		37,328,676	Leasehold Owner:	0	St. Clair (Actual)		59,455	Industrial Tax Abatement:	0.00
			Natural Disaster:	0	Randolph (Estimate)		204,369,920		
			:	0			241,758,051		
			:	0					
			:	0					
			:	0					
			:	0					
				3,596,392					

Fund	Levy Request	Max Rate	Auto Set To Max	Calculated Rate	Calculated Taxes	PTELL Factor	PTELL Rate	(w/overrides) Final Rate	Final Taxes	% of Total
002 Education	4,852,167	1.84000		1.84000	686,847.56			1.84000	686,847.56	56.56%
003 G.O.School Series 1999 Bonds	400,479	0.00000		0.16566	61,838.68			0.16566	61,838.68	5.09%
004 Building And Maintenance	1,318,524	0.50000		0.50000	186,643.36			0.50000	186,643.36	15.37%
005 Imrf	40,000	0.00000		0.01655	6,177.90			0.01655	6,177.90	0.51%
030 Transportation	527,410	0.20000		0.20000	74,657.34			0.20000	74,657.34	6.15%
031 Working Cash	131,853	0.05000		0.05000	18,664.34			0.05000	18,664.34	1.54%
032 Fire And Safety	131,853	0.05000		0.05000	18,664.34			0.05000	18,664.34	1.54%
033 Special Education	105,482	0.04000		0.04000	14,931.47			0.04000	14,931.47	1.23%
035 Tort And Immunity	575,000	0.00000		0.23785	88,786.25			0.23785	88,786.25	7.31%
047 Social Security	250,000	0.00000		0.10341	38,601.58			0.10341	38,601.58	3.18%
057 Lease	131,853	0.05000		0.05000	18,664.34			0.05000	18,664.34	1.54%
	8,464,621			3.25347	1,214,477.16			3.25347	1,214,477.16	100.00%



I, Jonathan McLean, County Clerk for Monroe County Illinois, do hereby certify this report to be a true and complete copy of the 2024 extension information.



Tax Year 2024											
Assessed (BoR Eq.)		State Equalized (1.06000)	Exemptions		Amount	State Category	Net Taxable Value	After EZ & TIF	Other Information	County	District
Land:	0	0	Owner Occupied:	0	Farm:	16,716	12,024	PTELL:			
Farm Land:	16,716	16,716	Elderly:	0	Residential:	0	0	New Property EAV:	0		0
Building:	0	0	Senior Freeze:	0	Commercial:	0	0	Annexations EAV:	0		0
Farm Building:	0	0	Home Improvement:	0	Industrial:	0	0	Disconnection EAV:	0		0
State Assessed:	0	0	Returning Veteran:	0	Mineral:	0	0	Recovered TIF EAV	0		0
	16,716	16,716	Disabled Veteran:	0	Pollution Control:	0	0	Aggregate Extension:	0		
			Disabled 30% Veterar	0	State Railroad:	0	0	Rate Increase:	0.00000		
			Disabled 50% Veterar	0	Local Railroad:	0	0	TIF Loss EAV:	4,692		
			Disabled 70% Veterar	0		16,716	12,024	EZ EAV Reduction:	0		
Less Exemptions		0	Disabled Person:	0	Overlapping Counties			EZ Tax Reduction:	0.00		
Net Taxable Value		16,716	Leasehold Owner:	0				Industrial Tax Abatement:	0.00		
			Natural Disaster:	0							
			:	0							
			:	0							
			:	0							
			:	0							
				0							
				0							

Fund	Levy Request	Max Rate	Auto Set To Max	Calculated Rate	Calculated Taxes	PTELL Factor	PTELL Rate	(w/overrides) Final Rate	Final Taxes	% of Total
001 Corporate	0	0.00000		0.00000	276.05			0.00000	276.05	0.00%
	0			0.00000	276.05			0.00000	276.05	0.00%

Jonathan McLean

I, Jonathan McLean, County Clerk for Monroe County Illinois, do hereby certify this report to be a true and complete copy of the 2024 extension information.



Tax Year 2024											
Assessed (BoR Eq.)		State Equalized (1.06000)	Exemptions		Amount	State Category	Net Taxable Value	After EZ & TIF	Other Information	County	District
Land:	188,970	199,571	Owner Occupied:	0	Farm:	0	0	PTELL:			
Farm Land:	0	0	Elderly:	0	Residential:	0	0	New Property EAV:	0		0
Building:	388,550	410,348	Senior Freeze:	0	Commercial:	609,919	2	Annexations EAV:	0		0
Farm Building:	0	0	Home Improvement:	0	Industrial:	0	0	Disconnection EAV:	0		0
State Assessed:	0	0	Returning Veteran:	0	Mineral:	0	0	Recovered TIF EAV	0		0
	577,520	609,919	Disabled Veteran:	0	Pollution Control:	0	0	Aggregate Extension:	0		
			Disabled 30% Veteran	0	State Railroad:	0	0	Rate Increase:	0.00000		
			Disabled 50% Veteran	0	Local Railroad:	0	0	TIF Loss EAV:	609,917		
			Disabled 70% Veteran	0		609,919	2	EZ EAV Reduction:	0		
Less Exemptions		0	Disabled Person:	0	Overlapping Counties			EZ Tax Reduction:	0.00		
Net Taxable Value		609,919	Leasehold Owner:	0				Industrial Tax Abatement:	0.00		
			Natural Disaster:	0							
			:	0							
			:	0							
			:	0							
			:	0							
				0							
				0							

Fund	Levy Request	Max Rate	Auto Set To Max	Calculated Rate	Calculated Taxes	PTELL Factor	PTELL Rate	(w/overrides) Final Rate	Final Taxes	% of Total
001 Corporate	0	0.00000		0.00000	34,858.94			0.00000	34,858.94	0.00%
	0			0.00000	34,858.94			0.00000	34,858.94	0.00%

Jonathan McLean

I, Jonathan McLean, County Clerk for Monroe County Illinois, do hereby certify this report to be a true and complete copy of the 2024 extension information.



6/18/2025 3:26 pm

TIFR - ROCK CITY TIF

Tax Year 2024											
Assessed (BoR Eq.)		State Equalized (1.06000)	Exemptions		Amount	State Category	Net Taxable Value	After EZ & TIF	Other Information	County	District
Land:	0	0	Owner Occupied:	0	Farm:	0	0	PTELL:			
Farm Land:	0	0	Elderly:	0	Residential:	0	0	New Property EAV:	0		0
Building:	6,994,840	7,387,251	Senior Freeze:	0	Commercial:	7,387,251	3	Annexations EAV:	0		0
Farm Building:	0	0	Home Improvement:	0	Industrial:	0	0	Disconnection EAV:	0		0
State Assessed:	0	0	Returning Veteran:	0	Mineral:	0	0	Recovered TIF EAV	0		0
	6,994,840	7,387,251	Disabled Veteran:	0	Pollution Control:	0	0	Aggregate Extension:	0		
			Disabled 30% Veteran	0	State Railroad:	0	0	Rate Increase:	0.00000		
			Disabled 50% Veteran	0	Local Railroad:	0	0	TIF Loss EAV:	7,387,248		
			Disabled 70% Veteran	0		7,387,251	3	EZ EAV Reduction:	0		
Less Exemptions		0	Disabled Person:	0	Overlapping Counties			EZ Tax Reduction:	0.00		
Net Taxable Value		7,387,251	Leasehold Owner:	0				Industrial Tax Abatement:	0.00		
			Natural Disaster:	0							
			:	0							
			:	0							
			:	0							
			:	0							
				0							
				0							

Fund	Levy Request	Max Rate	Auto Set To Max	Calculated Rate	Calculated Taxes	PTELL Factor	PTELL Rate	(w/overrides) Final Rate	Final Taxes	% of Total
001 Corporate	0	0.00000		0.00000	421,586.57			0.00000	421,586.57	0.00%
	0			0.00000	421,586.57			0.00000	421,586.57	0.00%

Jonathan McLean

I, Jonathan McLean, County Clerk for Monroe County Illinois, do hereby certify this report to be a true and complete copy of the 2024 extension information.



Tax Year 2024											
Assessed (BoR Eq.)		State Equalized (1.06000)	Exemptions		Amount	State Category	Net Taxable Value	After EZ & TIF	Other Information	County	District
Land:	75,662,250	79,906,844	Owner Occupied:	20,436,144	Farm:	1,382,235	1,382,235	PTELL:			
Farm Land:	622,916	622,916	Elderly:	5,838,374	Residential:	325,088,041	325,088,041	New Property EAV:	4,983,971		4,983,971
Building:	330,605,277	349,152,226	Senior Freeze:	8,569,607	Commercial:	56,023,386	56,023,386	Annexations EAV:	0		0
Farm Building:	79,090	79,090	Home Improvement:	154,850	Industrial:	549,138	549,138	Disconnection EAV:	0		0
State Assessed:	0	0	Returning Veteran:	0	Mineral:	0	0	Recovered TIF EAV	0		0
	406,969,533	429,761,076	Disabled Veteran:	0	Pollution Control:	0	0	Aggregate Extension:	1,714,350		
Less Assessments < 150	-1,321	-1,447	Disabled 30% Veteran	28,545	State Railroad:	0	0	Rate Increase:	0.00000		
	406,968,212	429,759,629	Disabled 50% Veteran	60,000	Local Railroad:	0	0	TIF Loss EAV:	0		
			Disabled 70% Veteran	11,495,309		383,042,800	383,042,800	EZ EAV Reduction:	0		
Less Exemptions		-46,716,829	Disabled Person:	134,000	Overlapping Counties			EZ Tax Reduction:	0.00		
Net Taxable Value		383,042,800	Leasehold Owner:	0				Industrial Tax Abatement:	0.00		
			Natural Disaster:	0							
			:	0							
			:	0							
			:	0							
			:	0							
			:	0							
			46,716,829								

Fund	Levy Request	Max Rate	Auto Set To Max	Calculated Rate	Calculated Taxes	PTELL Factor	PTELL Rate	(w/overrides) Final Rate	Final Taxes	% of Total
001 Corporate	85,000	0.33300		0.02220	85,035.50	0.99356	0.02206	0.02206	84,499.25	4.70%
005 Imrf	55,000	0.00000		0.01436	55,004.95	0.99356	0.01427	0.01427	54,660.21	3.04%
015 Police Pension	808,000	0.00000		0.21095	808,028.79	0.99356	0.20959	0.20959	802,819.39	44.64%
016 Library	532,500	0.15000		0.13902	532,506.10	0.99356	0.13812	0.13812	529,058.71	29.42%
038 Library / Special	71,000	0.02000		0.01854	71,016.14	0.99356	0.01842	0.01842	70,556.48	3.92%
040 Road	50,000	0.10150		0.01306	50,025.39	0.99356	0.01298	0.01298	49,718.95	2.76%
044 Band	31,000	0.05000		0.00810	31,026.47	0.99356	0.00805	0.00805	30,834.94	1.71%
047 Social Security	175,000	0.00000		0.04569	175,012.26	0.99356	0.04540	0.04540	173,901.43	9.67%
209 Prior Year Adjustment (Sb508)	2,325	0.00000		0.00061	2,336.56			0.00061	2,336.56	0.13%
	1,809,825			0.47253	1,809,992.14		0.46889	0.46950	1,798,385.92	100.00%

Jonathan McLean

I, Jonathan McLean, County Clerk for Monroe County Illinois, do hereby certify this report to be a true and complete copy of the 2024 extension information.



6/18/2025 3:26 pm

V002 - CITY OF COLUMBIA

Tax Year 2024											
Assessed (BoR Eq.)		State Equalized (1.06000)	Exemptions		Amount	State Category	Net Taxable Value	After EZ & TIF	Other Information	County	District
Land:	89,361,370	94,374,544	Owner Occupied:	20,414,080	Farm:	1,137,464	1,137,464	PTELL:			
Farm Land:	698,306	698,306	Elderly:	5,275,013	Residential:	354,000,983	354,000,983	New Property EAV:	5,420,974		5,420,974
Building:	349,868,582	369,496,183	Senior Freeze:	6,981,372	Commercial:	58,085,375	57,475,458	Annexations EAV:	0		0
Farm Building:	60,960	60,960	Home Improvement:	238,990	Industrial:	7,682,270	7,682,270	Disconnection EAV:	0		0
State Assessed:	406,502	406,502	Returning Veteran:	0	Mineral:	0	0	Recovered TIF EAV	0		0
	440,395,720	465,036,495	Disabled Veteran:	0	Pollution Control:	0	0	Aggregate Extension:	0		
Less Assessments < 150	-1,740	-1,834	Disabled 30% Veteran	14,173	State Railroad:	406,502	406,502	Rate Increase:	0.00000		
	440,393,980	465,034,661	Disabled 50% Veteran	65,000	Local Railroad:	0	0	TIF Loss EAV:	609,917		
			Disabled 70% Veteran	10,635,439		421,312,594	420,702,677	EZ EAV Reduction:	0		
Less Exemptions		-43,722,067	Disabled Person:	98,000	Overlapping Counties			EZ Tax Reduction:	0.00		
Net Taxable Value		421,312,594	Leasehold Owner:	0	St. Clair (Actual)		8,552,080	Industrial Tax Abatement:	0.00		
			Natural Disaster:	0		429,254,757					
			:	0							
			:	0							
			:	0							
			:	0							
			:	0							
				43,722,067							

Fund	Levy Request	Max Rate	Auto Set To Max	Calculated Rate	Calculated Taxes	PTELL Factor	PTELL Rate	(w/overrides) Final Rate	Final Taxes	% of Total
001 Corporate	1,180,129	0.33600		0.27493	1,156,637.90			0.27493	1,156,637.90	35.36%
003 Bonds And Interest	0	0.00000		0.00000	0.00			0.00000	0.00	0.00%
005 Imrf	150,792	0.00000		0.03513	147,792.85			0.03513	147,792.85	4.52%
012 Fire Protection	0	0.00000		0.00000	0.00			0.00000	0.00	0.00%
015 Police Pension	592,949	0.00000		0.13814	581,158.69			0.13814	581,158.69	17.77%
016 Library	468,596	0.15000		0.10917	459,281.12			0.10917	459,281.12	14.04%
025 Refuse Collection	113,623	0.20000		0.02647	111,360.00			0.02647	111,360.00	3.40%
035 Tort And Immunity	150,620	0.00000		0.03509	147,624.57			0.03509	147,624.57	4.51%
038 Library / Special	57,461	0.02000		0.01339	56,332.09			0.01339	56,332.09	1.72%
040 Road	323,493	0.10130		0.07537	317,083.61			0.07537	317,083.61	9.69%
047 Social Security	242,650	0.00000		0.05653	237,823.23			0.05653	237,823.23	7.27%
143 Medicare	57,339	0.00000		0.01336	56,205.88			0.01336	56,205.88	1.72%
	3,337,652			0.77758	3,271,299.94			0.77758	3,271,299.94	100.00%

Jonathan McLean

I, Jonathan McLean, County Clerk for Monroe County Illinois, do hereby certify this report to be a true and complete copy of the 2024 extension information.



Tax Year 2024											
Assessed (BoR Eq.)		State Equalized (1.06000)	Exemptions		Amount	State Category	Net Taxable Value	After EZ & TIF	Other Information	County	District
Land:	4,384,110	4,629,902	Owner Occupied:	2,223,000	Farm:	196,142	196,142	PTELL:			
Farm Land:	186,843	186,843	Elderly:	497,937	Residential:	27,322,618	27,322,618	New Property EAV:	358,642		358,642
Building:	34,658,140	36,602,460	Senior Freeze:	723,144	Commercial:	8,960,027	1,572,779	Annexations EAV:	0		0
Farm Building:	5,070	5,070	Home Improvement:	1,750	Industrial:	1,019,179	1,019,179	Disconnection EAV:	0		0
State Assessed:	736,266	736,266	Returning Veteran:	0	Mineral:	0	0	Recovered TIF EAV	0		0
	39,970,429	42,160,541	Disabled Veteran:	0	Pollution Control:	0	0	Aggregate Extension:	0		
Less Assessments < 150	-225	-231	Disabled 30% Veteran	0	State Railroad:	736,266	736,266	Rate Increase:	0.00000		
	39,970,204	42,160,310	Disabled 50% Veteran	20,833	Local Railroad:	0	0	TIF Loss EAV:	7,387,248		
			Disabled 70% Veteran	433,844		38,234,232	30,846,984	EZ EAV Reduction:	0		
Less Exemptions		-3,926,078	Disabled Person:	25,570	Overlapping Counties			EZ Tax Reduction:	0.00		
Net Taxable Value		38,234,232	Leasehold Owner:	0				Industrial Tax Abatement:	0.00		
			Natural Disaster:	0							
			:	0							
			:	0							
			:	0							
			:	0							
			:	0							
			3,926,078								

Fund	Levy Request	Max Rate	Auto Set To Max	Calculated Rate	Calculated Taxes	PTELL Factor	PTELL Rate	(w/overrides) Final Rate	Final Taxes	% of Total
001 Corporate	35,074	0.33300		0.11371	35,076.14			0.11371	35,076.14	29.57%
003 Bonds And Interest	50,500	0.00000		0.16372	50,502.73			0.16372	50,502.73	42.57%
025 Refuse Collection	16,195	0.20000		0.05251	16,197.77			0.05251	16,197.77	13.65%
035 Tort And Immunity	7,292	0.00000		0.02364	7,292.23			0.02364	7,292.23	6.15%
040 Road	9,556	0.10150		0.03098	9,556.40			0.03098	9,556.40	8.06%
	118,617			0.38456	118,625.27			0.38456	118,625.27	100.00%

Jonathan McLean

I, Jonathan McLean, County Clerk for Monroe County Illinois, do hereby certify this report to be a true and complete copy of the 2024 extension information.



6/18/2025 3:26 pm

V004 - VILLAGE OF HECKER

Tax Year 2024									
Assessed (BoR Eq.)	State Equalized (1.06000)		Exemptions	Amount	State Category	Net Taxable Value	After EZ & TIF	Other Information	County District
Land:	1,662,160	1,755,424	Owner Occupied:	906,508	Farm:	17,826	17,826	PTELL:	
Farm Land:	18,039	18,039	Elderly:	290,000	Residential:	9,183,250	9,183,250	New Property EAV:	00
Building:	10,280,320	10,857,045	Senior Freeze:	799,138	Commercial:	1,084,361	1,084,361	Annexations EAV:	00
Farm Building:	0	0	Home Improvement:	11,550	Industrial:	70,812	70,812	Disconnection EAV:	00
State Assessed:	0	0	Returning Veteran:	0	Mineral:	0	0	Recovered TIF EAV:	00
	11,960,519	12,630,508	Disabled Veteran:	0	Pollution Control:	0	0	Aggregate Extension:	0
Less Assessments < 150	-223	-224	Disabled 30% Veteran	7,500	State Railroad:	0	0	Rate Increase:	0.00000
	11,960,296	12,630,284	Disabled 50% Veteran	0	Local Railroad:	0	0	TIF Loss EAV:	0
			Disabled 70% Veteran	247,339		10,356,249	10,356,249	EZ EAV Reduction:	0
Less Exemptions		-2,274,035	Disabled Person:	12,000	Overlapping Counties			EZ Tax Reduction:	0.00
Net Taxable Value		10,356,249	Leasehold Owner:	0	St. Clair (Actual)		62,792	Industrial Tax Abatement:	0.00
			Natural Disaster:	0			10,419,041		
			:	0					
			:	0					
			:	0					
			:	0					
			:	0					
				2,274,035					

Fund	Levy Request	Max Rate	Auto Set To Max	Calculated Rate	Calculated Taxes	PTELL Factor	PTELL Rate	(w/overrides) Final Rate	Final Taxes	% of Total
001 Corporate	23,285	0.32400		0.22349	23,145.11			0.22349	23,145.11	50.01%
027 Audit	4,532	0.00000		0.04350	4,504.96			0.04350	4,504.96	9.73%
035 Tort And Immunity	11,845	0.00000		0.11369	11,773.99			0.11369	11,773.99	25.44%
040 Road	3,708	0.06000		0.03559	3,685.78			0.03559	3,685.78	7.96%
041 Street Lighting	2,575	0.05000		0.02472	2,560.06			0.02472	2,560.06	5.53%
046 Emergency Services	618	0.05000		0.00594	615.16			0.00594	615.16	1.33%
047 Social Security	0	0.00000		0.00000	0.00			0.00000	0.00	0.00%
209 Prior Year Adjustment (Sb508)	0	0.00000		0.00000	0.00			0.00000	0.00	0.00%
	46,563			0.44693	46,285.06			0.44693	46,285.06	100.00%

Jonathan McLean

I, Jonathan McLean, County Clerk for Monroe County Illinois, do hereby certify this report to be a true and complete copy of the 2024 extension information.



Tax Year 2024											
Assessed (BoR Eq.)		State Equalized (1.06000)	Exemptions		Amount	State Category	Net Taxable Value	After EZ & TIF	Other Information	County	District
Land:	805,220	850,393	Owner Occupied:	277,508	Farm:	89,246	89,246	PTELL:			
Farm Land:	1,570	1,570	Elderly:	71,257	Residential:	4,252,694	4,252,694	New Property EAV:	72,459		72,459
Building:	3,860,510	4,077,088	Senior Freeze:	56,692	Commercial:	55,413	55,413	Annexations EAV:	0		0
Farm Building:	0	0	Home Improvement:	2,880	Industrial:	18,715	18,715	Disconnection EAV:	0		0
State Assessed:	0	0	Returning Veteran:	0	Mineral:	0	0	Recovered TIF EAV	0		0
	4,667,300	4,929,051	Disabled Veteran:	0	Pollution Control:	0	0	Aggregate Extension:	18,880		
Less Assessments < 150	-260	-272	Disabled 30% Veteran	2,500	State Railroad:	0	0	Rate Increase:	0.00000		
	4,667,040	4,928,779	Disabled 50% Veteran	0	Local Railroad:	0	0	TIF Loss EAV:	0		
			Disabled 70% Veteran	99,874		4,416,068	4,416,068	EZ EAV Reduction:	0		
Less Exemptions		-512,711	Disabled Person:	2,000	Overlapping Counties			EZ Tax Reduction:	0.00		
Net Taxable Value		4,416,068	Leasehold Owner:	0				Industrial Tax Abatement:	0.00		
			Natural Disaster:	0							
			:	0							
			:	0							
			:	0							
			:	0							
			:	0							
			512,711								

Fund	Levy Request	Max Rate	Auto Set To Max	Calculated Rate	Calculated Taxes	PTLL Factor	PTLL Rate	(w/overrides) Final Rate	Final Taxes	% of Total
001 Corporate	14,434	0.33300		0.32686	14,434.36	0.72507	0.23700	0.23700	10,466.09	52.73%
027 Audit	2,889	0.00000		0.06543	2,889.43	0.72507	0.04744	0.04744	2,094.98	10.56%
035 Tort And Immunity	4,750	0.00000		0.10757	4,750.36	0.72507	0.07800	0.07800	3,444.54	17.35%
040 Road	2,688	0.06000		0.06000	2,649.64	0.72507	0.04350	0.04350	1,920.99	9.68%
041 Street Lighting	2,688	0.06000		0.06000	2,649.64	0.72507	0.04350	0.04350	1,920.99	9.68%
209 Prior Year Adjustment (Sb508)	0	0.00000		0.00000	0.00			0.00000	0.00	0.00%
	27,449			0.61986	27,373.44		0.44944	0.44944	19,847.59	100.00%

Jonathan McLean

I, Jonathan McLean, County Clerk for Monroe County Illinois, do hereby certify this report to be a true and complete copy of the 2024 extension information.



6/18/2025 3:26 pm

V006 - VILLAGE OF FULTS

			Tax Year 2024							
Assessed (BoR Eq.)	State Equalized (1.06000)		Exemptions	Amount	State Category	Net Taxable Value	After EZ & TIF	Other Information	County	District
Land:	7,380	7,796	Owner Occupied:	60,000	Farm:	0	0	PTELL:		
Farm Land:	0	0	Elderly:	27,484	Residential:	216,352	216,352	New Property EAV:	0	0
Building:	297,670	314,369	Senior Freeze:	5,645	Commercial:	0	0	Annexations EAV:	0	0
Farm Building:	0	0	Home Improvement:	0	Industrial:	12,557	12,557	Disconnection EAV:	0	0
State Assessed:	226,065	226,065	Returning Veteran:	0	Mineral:	0	0	Recovered TIF EAV	0	0
	531,115	548,230	Disabled Veteran:	0	Pollution Control:	0	0	Aggregate Extension:	1,854	
Less Assessments < 150	-120	-127	Disabled 30% Veteran	0	State Railroad:	226,065	226,065	Rate Increase:	0.00000	
	530,995	548,103	Disabled 50% Veteran	0	Local Railroad:	0	0	TIF Loss EAV:	0	
			Disabled 70% Veteran	0		454,974	454,974	EZ EAV Reduction:	0	
Less Exemptions		-93,129	Disabled Person:	0	Overlapping Counties			EZ Tax Reduction:	0.00	
Net Taxable Value		454,974	Leasehold Owner:	0				Industrial Tax Abatement:	0.00	
			Natural Disaster:	0						
			:	0						
			:	0						
			:	0						
			:	0						
				93,129						

Fund	Levy Request	Max Rate	Auto Set To Max	Calculated Rate	Calculated Taxes	PTELL Factor	PTELL Rate	(w/overrides) Final Rate	Final Taxes	% of Total
001 Corporate	8,425	0.33300		0.33300	1,515.06	0.79443	0.26455	0.26455	1,203.63	62.78%
025 Refuse Collection	625	0.20000		0.13738	625.04	0.79443	0.10914	0.10914	496.56	25.90%
040 Road	470	0.06000		0.06000	272.98	0.79443	0.04767	0.04767	216.89	11.31%
046 Emergency Services	0	0.05000		0.00000	0.00	0.79443		0.00000	0.00	0.00%
209 Prior Year Adjustment (Sb508)	0	0.00000		0.00000	0.00			0.00000	0.00	0.00%
	9,520			0.53038	2,413.09		0.42136	0.42136	1,917.08	100.00%

Jonathan McLean

I, Jonathan McLean, County Clerk for Monroe County Illinois, do hereby certify this report to be a true and complete copy of the 2024 extension information.



Tax Year 2024											
Assessed (BoR Eq.)		State Equalized (1.06000)	Exemptions		Amount	State Category	Net Taxable Value	After EZ & TIF	Other Information	County	District
Land:	0	0	Owner Occupied:	0	Farm:	104,892	100,200	PTELL:			
Farm Land:	94,562	94,562	Elderly:	0	Residential:	0	0	New Property EAV:	0		0
Building:	0	0	Senior Freeze:	0	Commercial:	0	0	Annexations EAV:	0		0
Farm Building:	10,330	10,330	Home Improvement:	0	Industrial:	0	0	Disconnection EAV:	0		0
State Assessed:	0	0	Returning Veteran:	0	Mineral:	0	0	Recovered TIF EAV	0		0
	104,892	104,892	Disabled Veteran:	0	Pollution Control:	0	0	Aggregate Extension:	0		
			Disabled 30% Veteran	0	State Railroad:	0	0	Rate Increase:	0.00000		
			Disabled 50% Veteran	0	Local Railroad:	0	0	TIF Loss EAV:	4,692		
			Disabled 70% Veteran	0		104,892	100,200	EZ EAV Reduction:	0		
Less Exemptions		0	Disabled Person:	0	Overlapping Counties			EZ Tax Reduction:	0.00		
Net Taxable Value		104,892	Leasehold Owner:	0	St. Clair (Actual)		78,312,258	Industrial Tax Abatement:	0.00		
			Natural Disaster:	0			78,412,458				
			:	0							
			:	0							
			:	0							
			:	0							
			:	0							
				0							

Fund	Levy Request	Max Rate	Auto Set To Max	Calculated Rate	Calculated Taxes	PTELL Factor	PTELL Rate	(w/overrides) Final Rate	Final Taxes	% of Total
001 Corporate	185,000	0.25000		0.23594	236.41			0.23594	236.41	48.05%
005 Imrf	40,000	0.00000		0.05102	51.12			0.05102	51.12	10.39%
014 Police Protection	110,000	0.15000		0.14029	140.57			0.14029	140.57	28.57%
047 Social Security	50,000	0.00000		0.06377	63.90			0.06377	63.90	12.99%
	385,000			0.49102	492.00			0.49102	492.00	100.00%